

APEX 泰鼎

Sam Wu, Mar 7th



Safe Harbor Notice



- Apex's statement of its current expectations are forward looking statements which are subject to significant risks and uncertainties. Actual results may differ materially from those contained in any forward looking statements.
- 本簡報資料中所提供之資訊並未明示或暗示的表達或保證其具有正確性、完整性、或可靠性，亦不代表本公司、產業狀況或後續重大發展的完整論述。

Company Profile



Company Name	Apex International (4927)
Product	Rigid Printed Circuit Boards
Founded	September 2001
Land Area	Apex 1 – 35,000 M ² Apex 2 & 3 – 105,000 M ² , 56,000M ² (Nearby) Apex S – 8,544 M ²
Paid-in Capital	NTD 1.89 Billion
Employee	7,775 (as of February 2023)
	IPO listed in Taiwan OTC on 18 th October 2011 Relisted in TWSE on 8 th September 2015
Physical Lab	R&D center and in-house testing lab 2019

Certificates



IATF 16949 汽車業品質管理系統證書
Certificate upgraded in Jul. 2021 & Jun. 2022
Apex 1 & 2

ISO 14001環境管理系統證書
Certificate upgraded in Oct. 2020 & Dec. 2022
Apex 1 & 2

ISO 9001品質管理系統證書
Certificate upgraded in Jul. 2021 & Jun. 2022
Apex 1 & 2

ISO 45001職業衛生安全管理系統證書
Certificate upgraded in Dec. 2022
Apex 1 & 2

ISO 17025實驗室品質管理系統證書
Certificate upgraded in Nov. 2020
Apex 2

Green Procurement Standards
Sony/Canon Hi-Tech in 2022 & 2022
Apex 1 & 2



APEX Plan Expansion



■ Apex 2
Full Capacity: 280,000 m²/Month
MP: 2014

■ Apex 3
Full Capacity: 400,000 m²/Month
MP: 2H2021

■ Apex 4
Next Plan

Senior Management Team



Bill Chou
CEO



Woody Wang
Chairman



Roger Liu
COO



Steven Yang
CFO



Ozzy Lee
CBO



DC Chen
CTO



James Cheng
EVP



Sam Wu
CSO

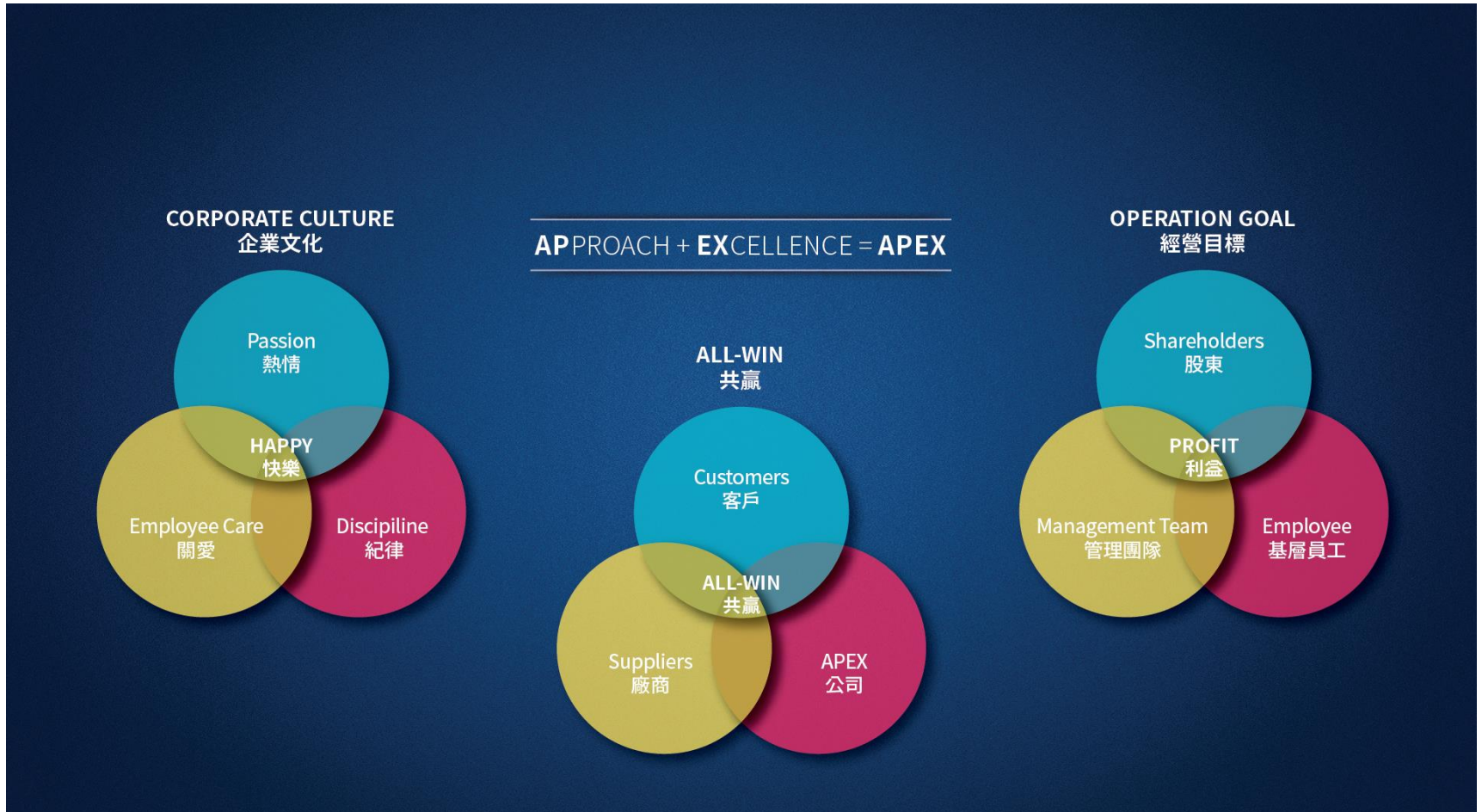


Jeff Huang
CPO



Mark Kuo
CGO

Objectives & Culture



Valuable Customers



Arcelik
Airties



Skyworth
Sungrow
HKC



Freebox
Technicolor
Sagemcom



Bosch



Sony
Panasonic
Sharp
Toshiba
Daikin
Mitsubishi Sanda

Canon
Epson
Kyocera
Brother
Pioneer



LG
Samsung
SL
Humax

EMS Partner

Pegatron
Foxconn
Jabil
Goertek
New Kinpo Group

Flextronics
Gemtek
Mitrastar



Amazon
Western Digital
Commscope
HP
Watchfire
Daktronics

Best Supplier Awards





2022 Fourth Quarter Financial Results

Quarterly Results: (QoQ/YoY Comparison)



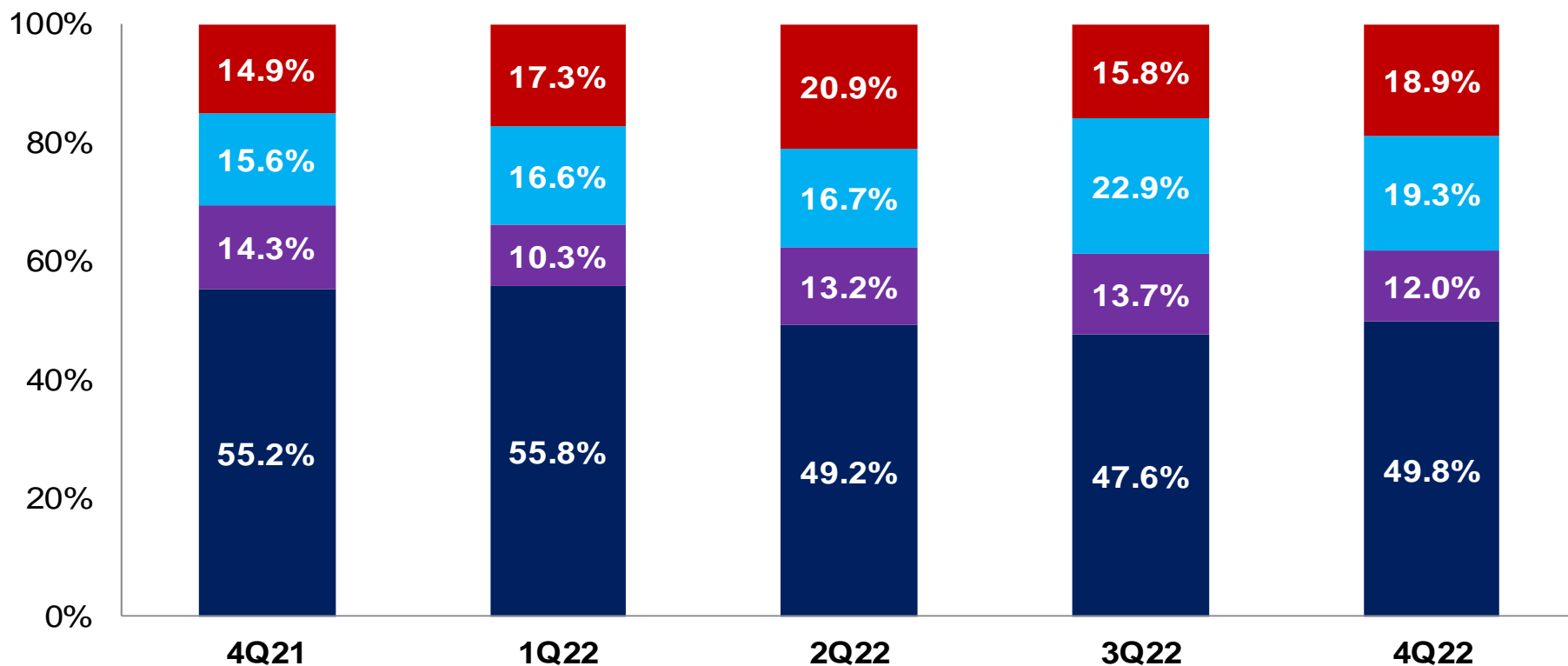
	(NTD)	4Q22	3Q22	QoQ	4Q21	YoY
Revenue (THB)		4,151M	3,855M	7.7%	5,271M	-21.3%
Revenue (NTD)		3,591M	3,199M	12.2%	4,437M	-19.1%
Gross Profit		540M	538M	0.2%	995M	-45.8%
Gross Margin		15.0%	16.8%		22.4%	
Operating Profit		89M	109M	-17.7%	557M	-84.0%
Operating Margin		2.5%	3.4%		12.5%	
Net Profit Attributable to Owners of Parent		42M	58M	-28.0%	551M	-92.4%
Net Margin		1.2%	1.8%		12.4%	
EPS		0.22	0.30	-26.7%	2.90	-92.4%

Yearly Results: (2022 vs. 2021)



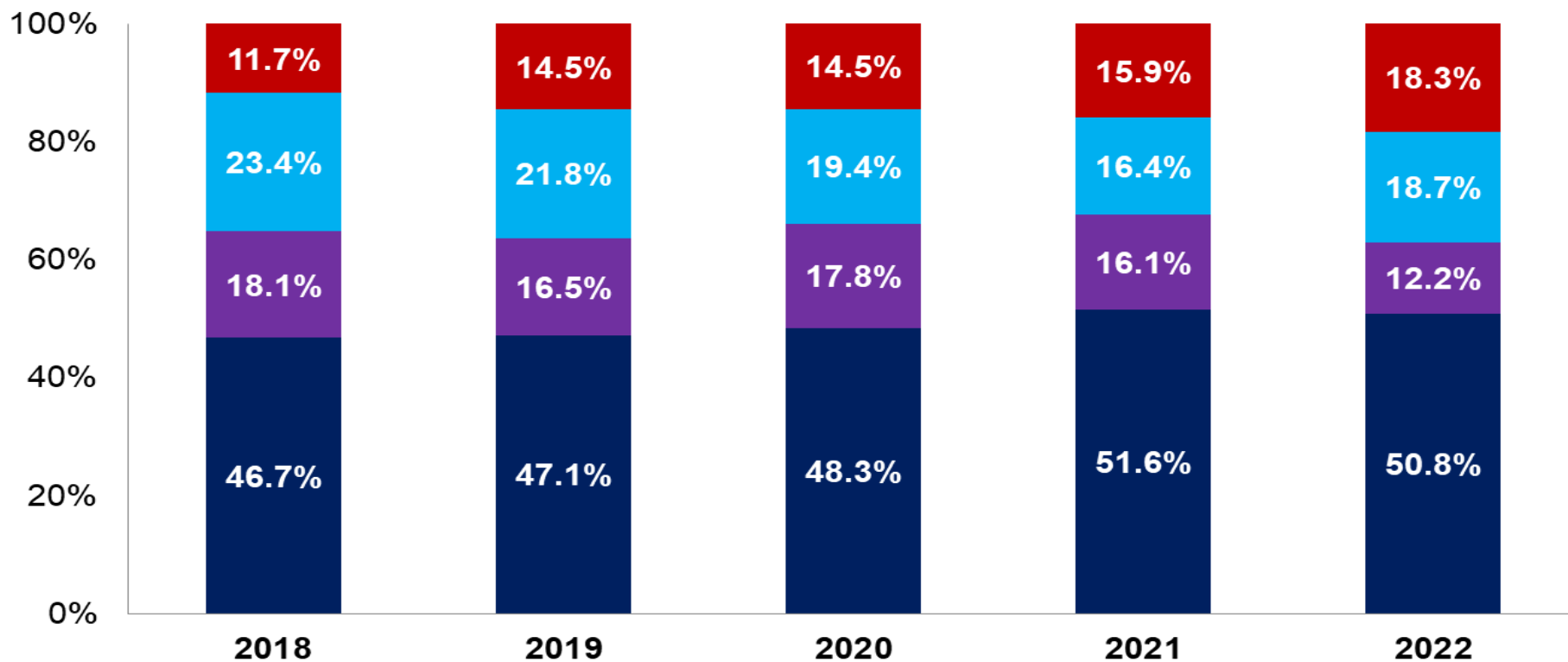
	(NTD)	2022	2021	YoY
Revenue (THB)		17,531M	16,931M	3.5%
Revenue (NTD)		14,906M	14,801M	0.7%
Gross Profit		2,829M	3,119M	-9.3%
Gross Margin		19.0%	21.1%	
Operating Profit		1,011M	1,477M	-31.5%
Operating Margin		6.8%	10.0%	
Net Profit Attributable to Owners of Parent		874M	1,378M	-36.5%
Net Margin		5.9%	9.3%	
EPS		4.6	7.25	-36.6%

Quarterly Revenue by Product Mix



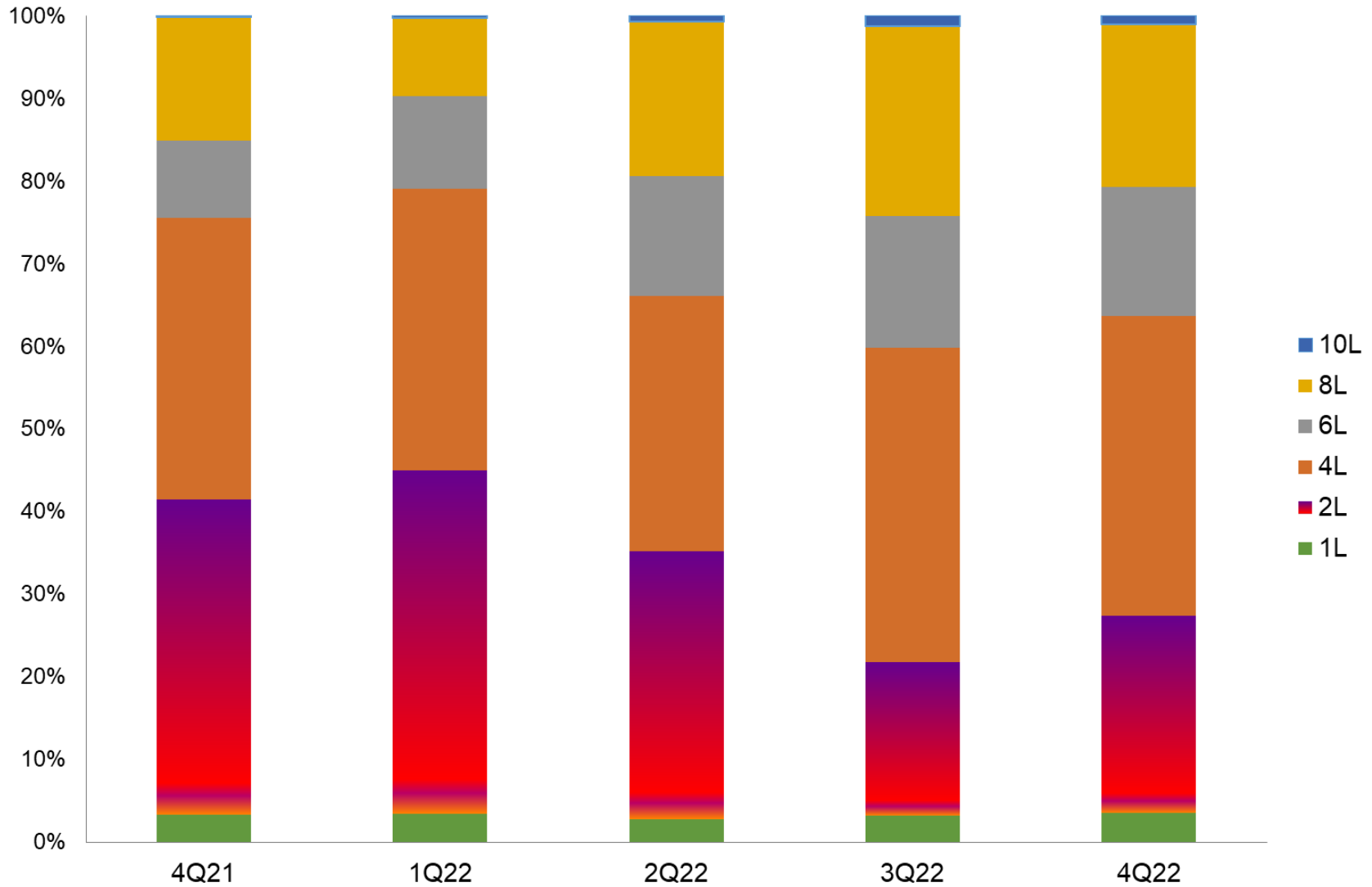
4Q22 (THB)	Auto	Communication	PC	Home
	QoQ 8%↑	28%↑	(9%) ↓	(7%) ↓
YoY (21%)	(1%) ↓	(3%) ↓	(35%) ↓	(29%) ↓

2022 Revenue by Product Mix

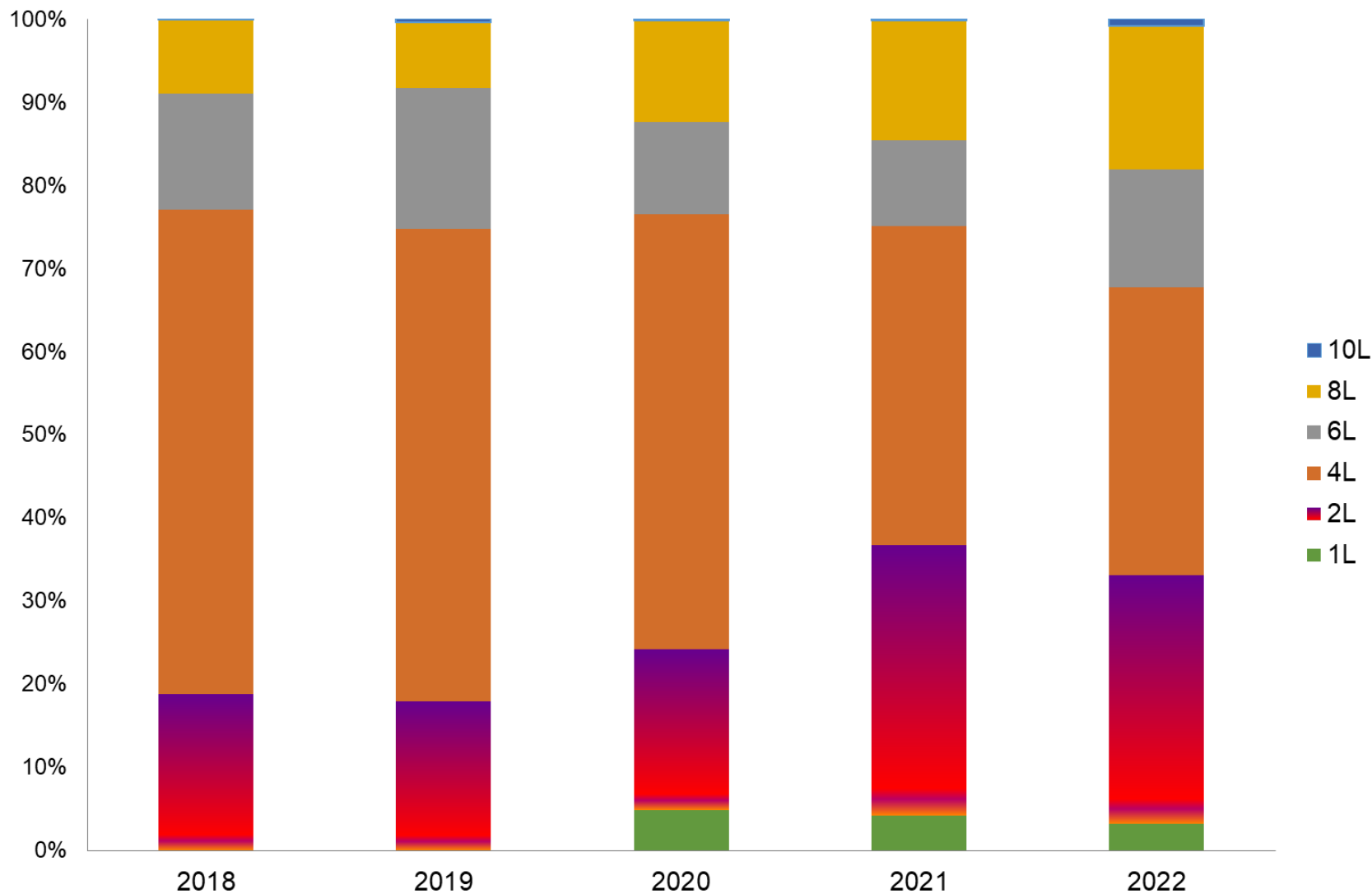


2022 (THB)	Auto	Communication	PC	Home
YoY 4%	19%↑	18%↑	(22%) ↓	2%↑

Quarterly Revenue by Layer Count



2022 Revenue by Layer Count

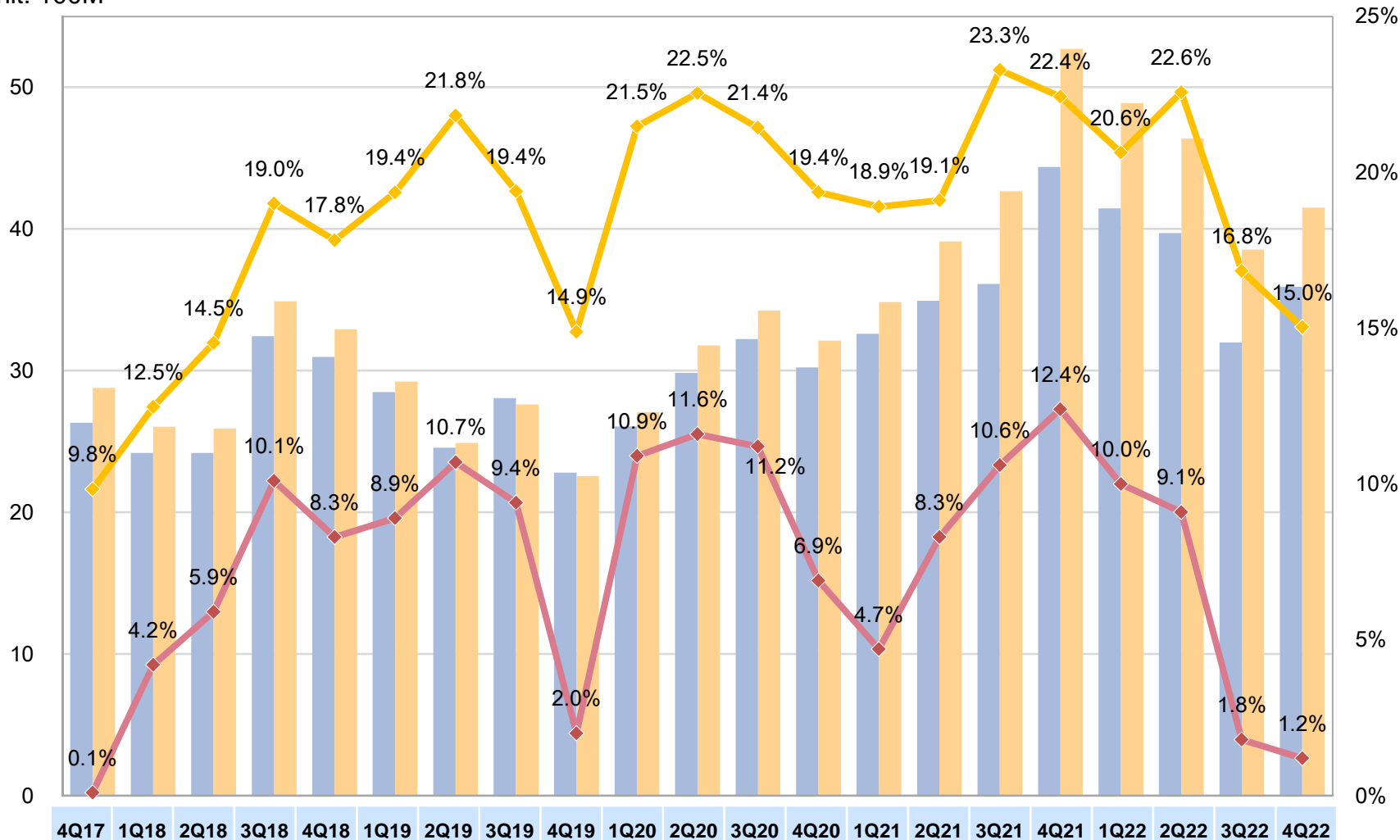


Revenue and Profit Trend: by Quarter



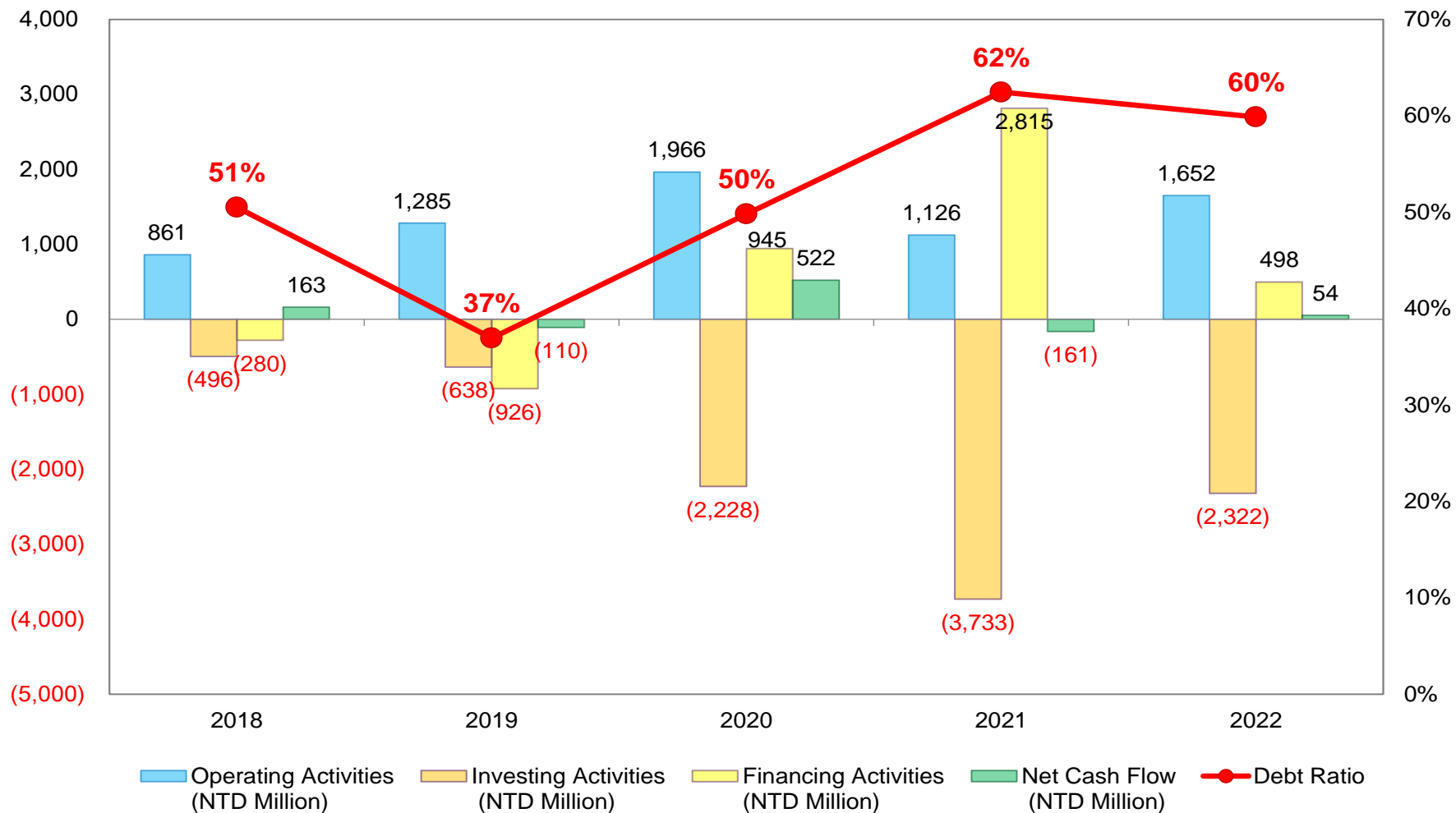
Unit: 100M

Revenue (NTD) Revenue (THB) GM(%) NM(%)



EPS (NTD) 0 0.7 0.99 2.16 1.55 1.43 1.41 1.4 0.22 1.5 1.83 1.89 1.09 0.81 1.53 2.01 2.9 2.18 1.9 0.3 0.22

Cash Flows



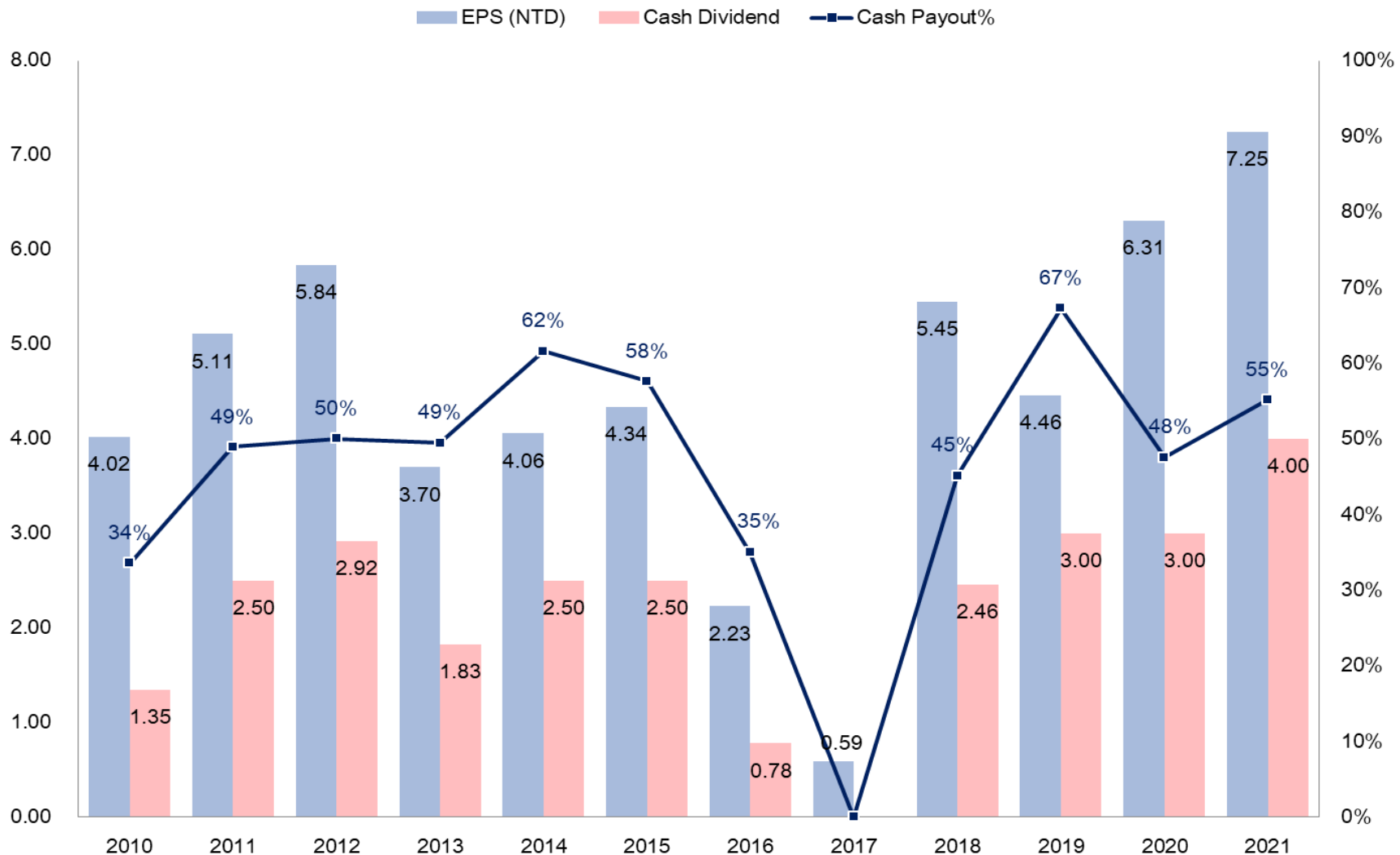
Dividend Policy



Year	Cash Dividend	Stock Dividend	EPS	AGM Date
2022	TBD	-	4.60	May 31
2021	4.00 ^(Note1)	-	7.25	May 24
2020	3.00	-	6.31	July 2
2019	3.00	-	4.46	June 5
2018	2.46	-	5.45	June 5
2017	0.00	-	0.59	June 15
2016	0.78	0.32	2.23	June 15
2015	2.50	-	4.34	June 15
2014	2.50	-	4.06	June 2

Note 1: Based on fully-diluted shares

Dividend Policy: Average of Cash Payout is 46%





APEX ESG

From Compliance to Competitiveness



APEX ESG: From Compliance to Competitiveness



E

Renewable Energy



S

Nation & People Happy & Safe Workplace



G

Top 6-20% in Corporate Governance Evaluation



2022/06/24
Sustainable
Development
Committee



APEX ESG: From Compliance to Competitiveness

For more information, please refer to [APEX's ESG report](#) and [News Center](#)



2022.11.25 Renewable Energy
Phase 1 of Apex Solar Project was completed with the expected annual carbon...



2022.12.22 Sustainable Community
Apex Built the Solar Panel in a Northern Thailand Village. Assisting the Disadvantaged...

APEX ESG Report

2021	2021 Annual ESG Report
2020	2020 Annual ESG Report
2019	108 Annual Corporate Social Responsibility Report
2018	107 Annual Corporate Social Responsibility Report
2017	106 Annual Corporate Social Responsibility Report
2016	105 Annual Corporate Social Responsibility Report

APEX ESG NEWS and Link



Solar plant	Y2022	Y2023	Y2024	Y2025	Y2026-27
Canteen	291.60				
CPP + Drill shop	622.08				
Warehouse	1,904.20				
Head office	321.01				
New warehouse + FG		843.66			
Apex 2 Factory (Project building floor 3)		3,300			
New Water plant		598.41			
New Chemical & Hazardous waste plants		370.60			
Apex 1 Factory (Project building floor 3)			3,900		
New AREA (16-12 total 28 rai land)				4,500	
RoofTop Apex 2				1,800	
RoofTop Apex 4 (New Factory)					3,000
Accumulate solar capacity (kWp)	3,738.89	7,691.67	11,331.56	17,651.56	30,451.56
Output Solar (kWh) per Year	5,998,772	11,463,276	16,972,270	25,771,078	40,151,270
MWp	2.75	7.89	11.38	17.66	30.63
Reduce CO2 (Ton) (over = 100 ton CO2/ton)	2,116.55	4,922.42	6,549.80	10,294.80	16,464.80



URL: <https://www.apex-intl.com.tw/en/esg/reports/files>

URL: <https://www.apex-intl.com.tw/en/news/list/22>

A photograph of a large, ornate golden temple complex at night. The temple features multiple tiered spires and intricate carvings, all illuminated with a warm golden light. The sky is dark blue with some clouds. The text "Thank You" is overlaid in the center in a white, sans-serif font.

Thank You