

APEX 泰鼎

Sam Wu, May 16th



Safe Harbor Notice



- Apex's statement of its current expectations are forward looking statements which are subject to significant risks and uncertainties. Actual results may differ materially from those contained in any forward looking statements.
- 本簡報資料中所提供之資訊並未明示或暗示的表達或保證其具有正確性、完整性、或可靠性，亦不代表本公司、產業狀況或後續重大發展的完整論述。



公司名稱	Apex International (4927)
生產產品	印刷電路板
成立時間	2001年9月
土地面積	223,130M ² (約140萊)
實收資本	新台幣 18.9億元
員工人數	7,480 (截至2023年4月)
	上櫃日期：2011.10.18
	於台灣證券交易所上市日期：2015.09.08
實驗室	2019成立研究發展中心及內部測試實驗室

IATF 16949 汽車業品質管理系統證書
於2021年7月及2022年6月更新Apex 1 & 2證書

ISO 14001環境管理系統證書
於2020年10月及2022年12月更新Apex 1 & 2證書

ISO 9001品質管理系統證書
於2021年7月及2022年6月更新Apex 1 & 2證書

ISO 45001職業衛生安全管理系統證書
於2022年12月更新Apex 1 & 2證書

ISO 17025實驗室品質管理系統證書
於2020年11月更新Apex 2證書

Green Procurement Standards
Sony/Canon Hi-Tech in 2022 & 2022
Apex 1 & 2



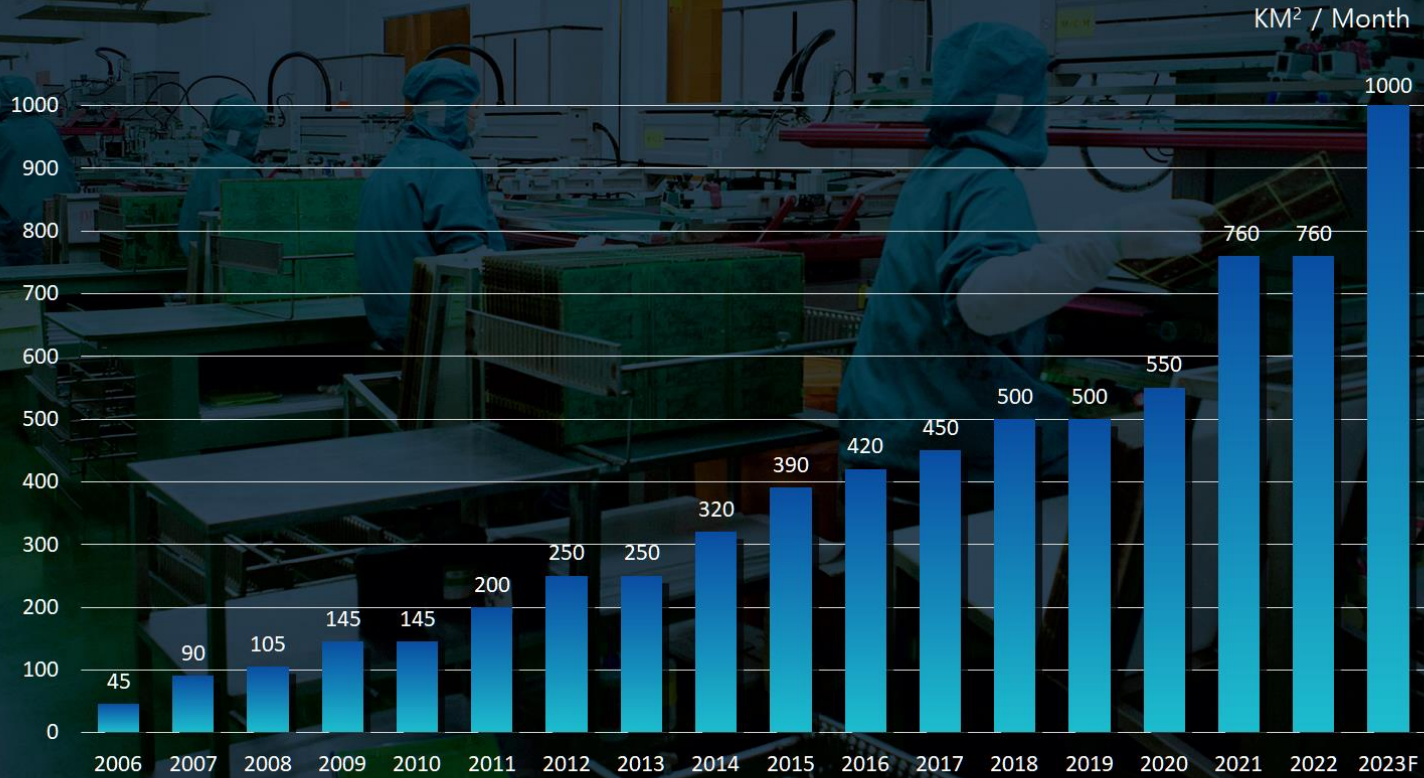
APEX 擴廠計畫



Apex 2
Full Capacity: 280,000 m²/Month
MP: 2014

Apex 3
Full Capacity: 400,000 m²/Month
MP: 2H2021

Apex 4
Next Plan



+ land for Apex 4 & 5





The image displays the management team of APEX. It features a large, stylized APEX logo in the upper right corner, consisting of the word 'APEX' in blue capital letters inside a blue circle, with horizontal lines extending from the top and right. Below the logo, two larger portraits are shown: Bill Chou, CEO, and Woody Wang, Chairman. Below these are seven smaller portraits of other team members: Roger Liu (COO), Steven Yang (CFO), Ozzy Lee (CBO), DC Chen (CTO), James Cheng (EVP), Sam Wu (CSO), and Jeff Huang (CPO). All team members are wearing white lab coats and are seated at desks or tables. The background is a dark blue-grey gradient with abstract geometric patterns.

Bill Chou
CEO

Woody Wang
Chairman

Roger Liu
COO

Steven Yang
CFO

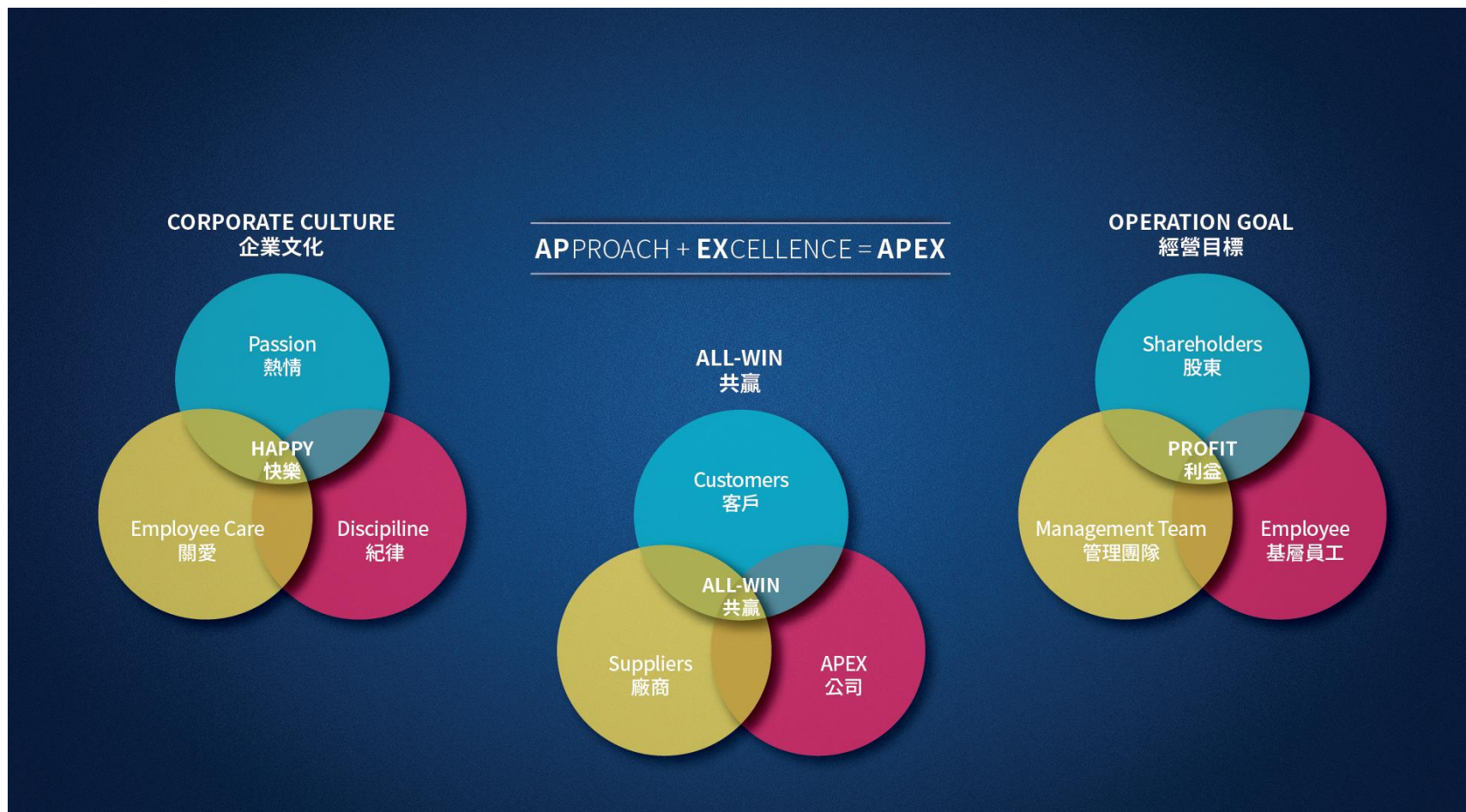
Ozzy Lee
CBO

DC Chen
CTO

James Cheng
EVP

Sam Wu
CSO

Jeff Huang
CPO



主要終端客戶



Arcelik
Airties



Skyworth
Sungrow
HKC



Freebox
Technicolor
Sagemcom



Bosch



Sony
Panasonic
Sharp
Toshiba
Daikin
Mitsubishi Sanda

Canon
Epson
Kyocera
Brother
Pioneer



LG
Samsung
SL
Humax

EMS Partner

Pegatron
Foxconn
Jabil
Goertek
New Kinpo Group

Flextronics
Gemtek
Mitrastar



Amazon
Western Digital
Commscope
HP
Watchfire
Daktronics

World-Class PCB Partner



Samsung VD
VD Global Partner in 2019



Sagemcom
Best Supplier Awards in 2019



Canon Hi-Tech
Best Supplier Awards in 2019



最佳供應商獎項





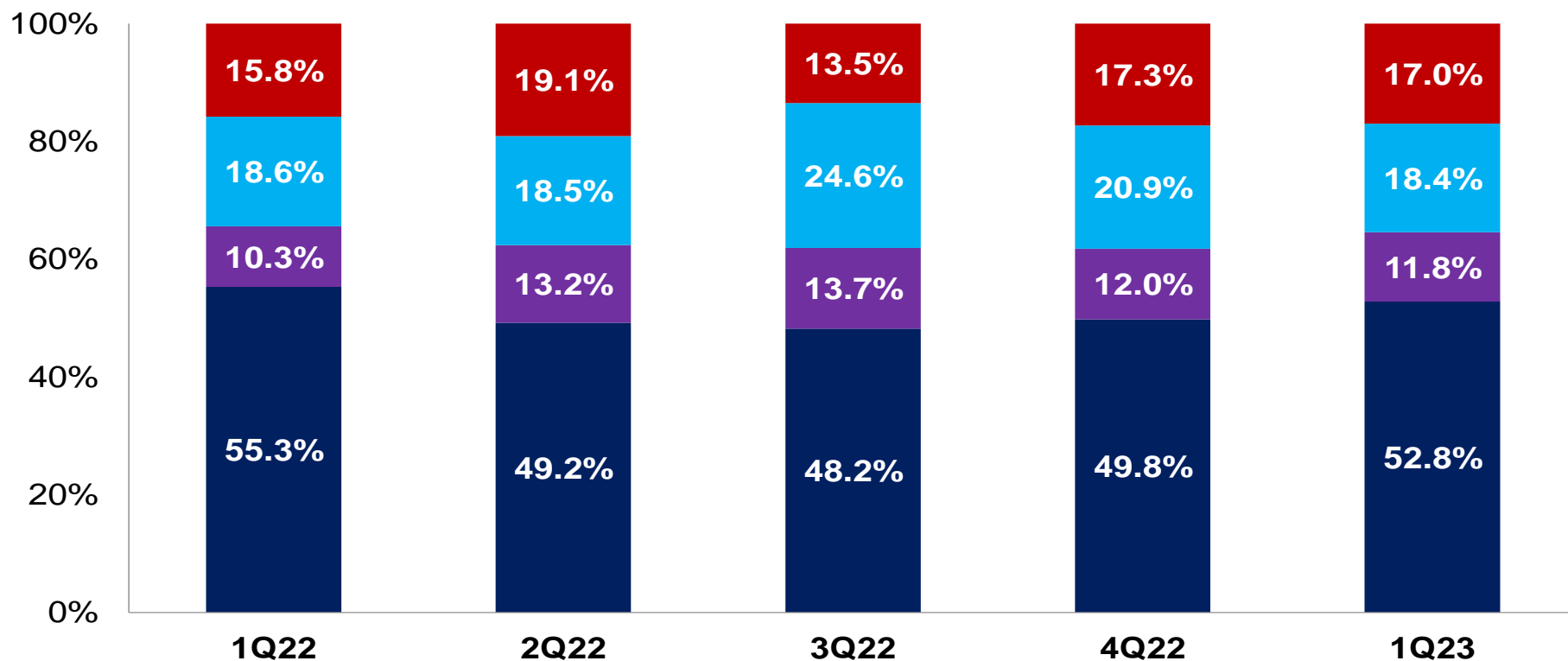
2023年第一季營運成果

第一季業績：(QoQ/YoY比較)



(新台幣)	1Q23	4Q22	QoQ	1Q22	YoY
營業收入(泰銖)	3,683M	4,151M	-11.3%	4,888M	-24.7%
營業收入(新台幣)	3,294M	3,591M	-8.3%	4,145M	-20.5%
營業毛利	390M	540M	-27.7%	855M	-54.4%
毛利率	11.8%	15.0%		20.6%	
營業淨利	(41M)	89M	-145.6%	412M	-109.9%
營業淨利率	(1.2%)	2.5%		9.9%	
歸屬於母公司業主之本期淨利	(95M)	42M	-327.1%	414M	-122.8%
淨利率	(2.9%)	1.2%		10.0%	
每股盈餘(EPS)	(0.50)	0.22	-327.3%	2.18	-122.9%

單一季度營收-依產品組合



2023年第一季
(泰銖)

Auto

Communication

PC

Home

QoQ (11%)

(12%) ↓

(21%) ↓

(12%) ↓

(5%) ↓

YoY (25%)

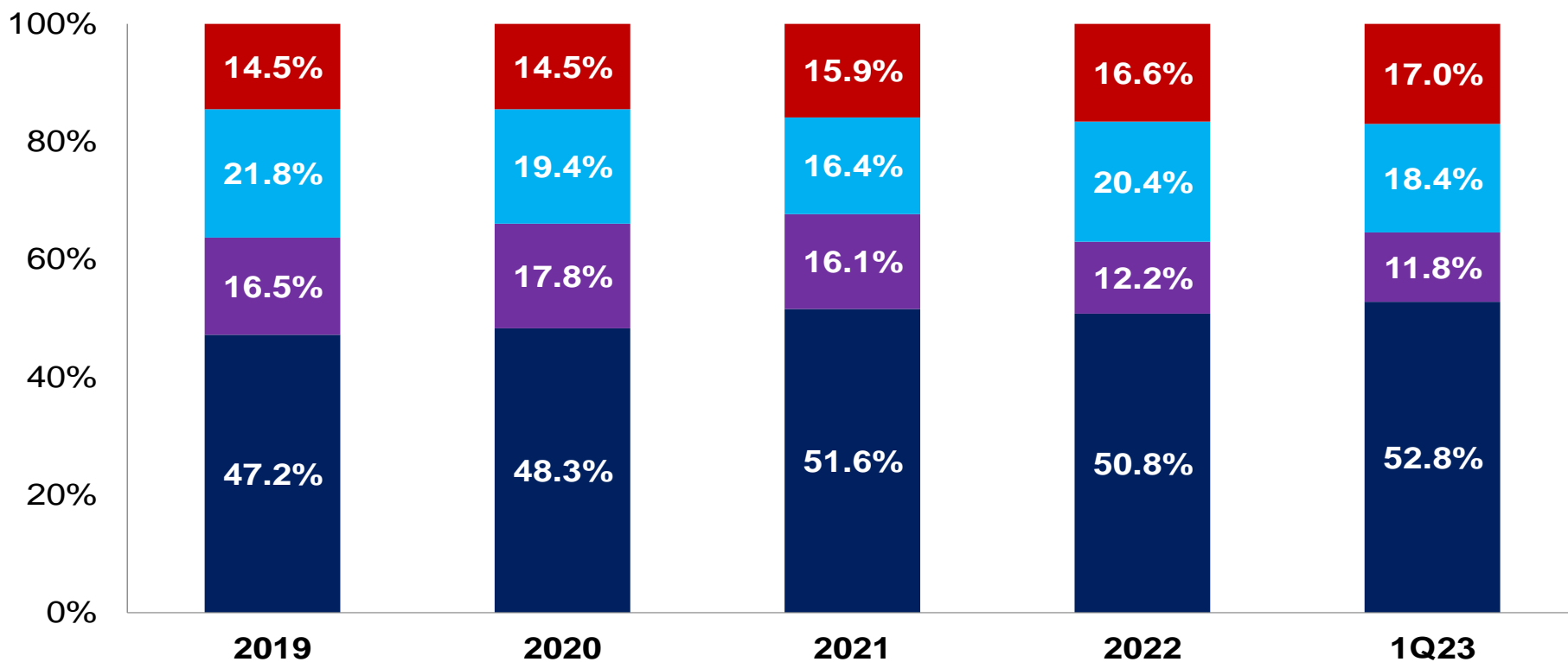
(19%) ↓

(25%) ↓

(14%) ↓

(28%) ↓

2023年第一季營收-依產品組合



2023年第一季
(泰銖)

Auto

Communication

PC

Home

YoY (25%)

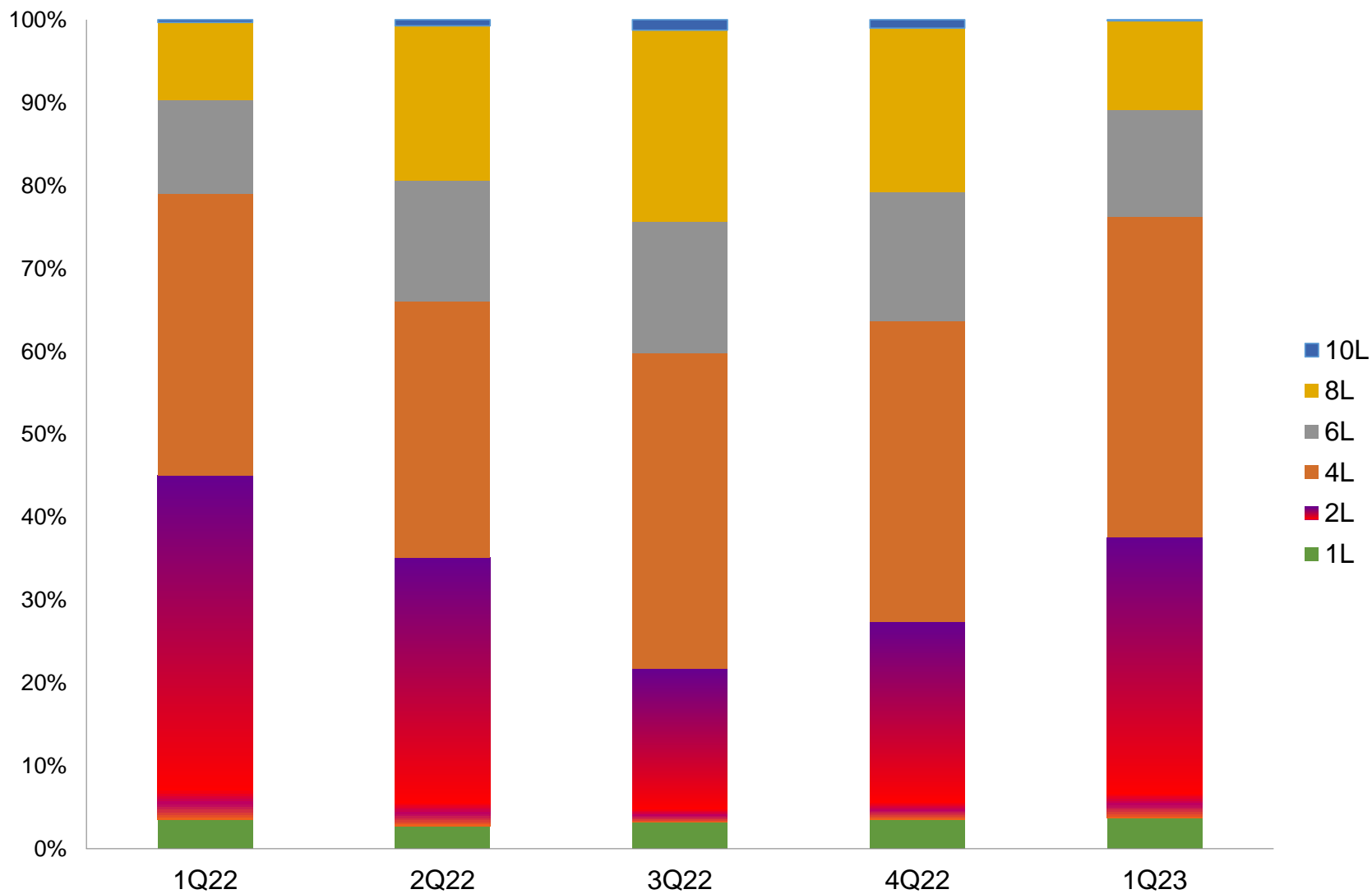
(19%) ↓

(25%) ↓

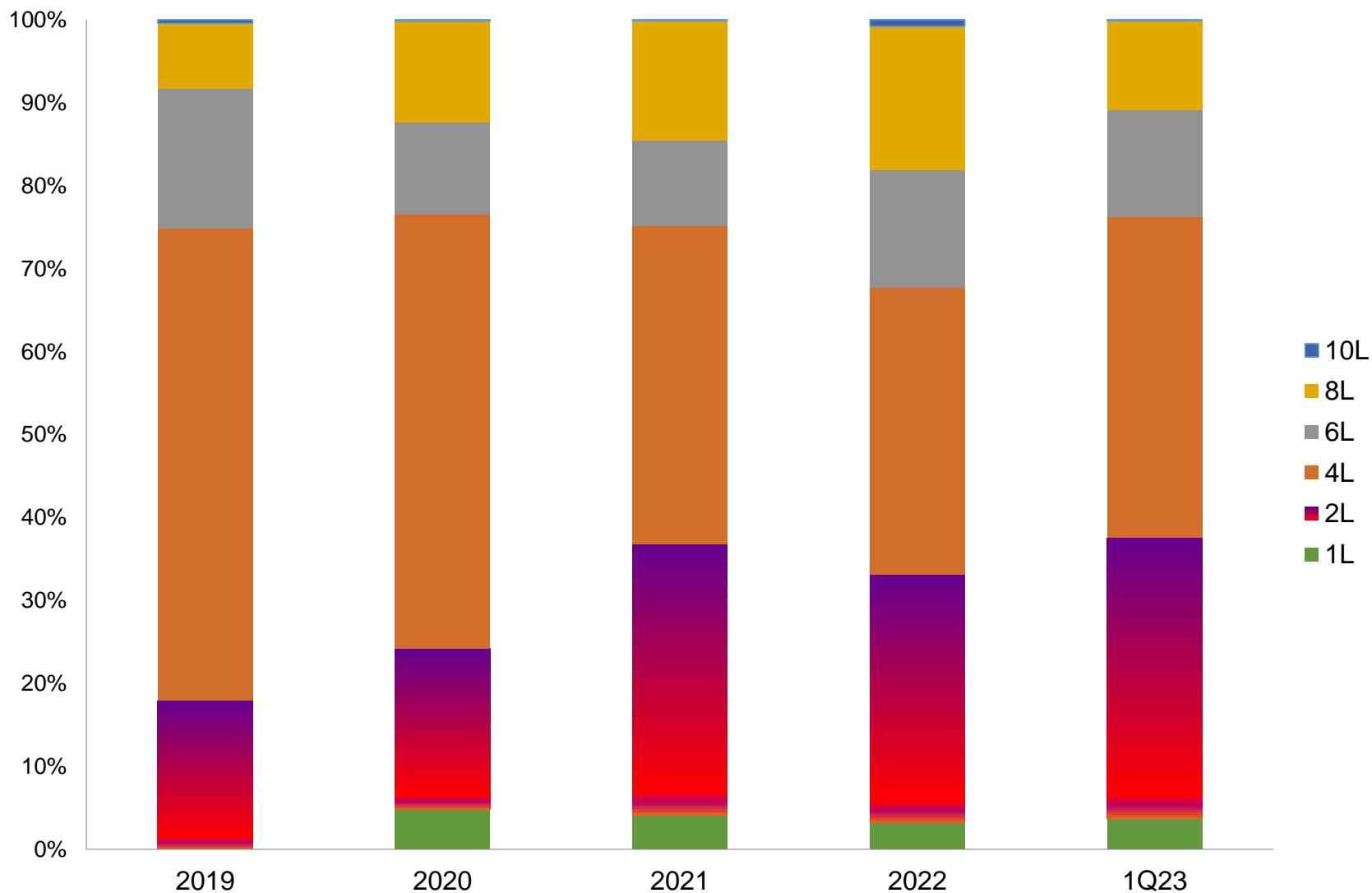
(14%) ↓

(28%) ↓

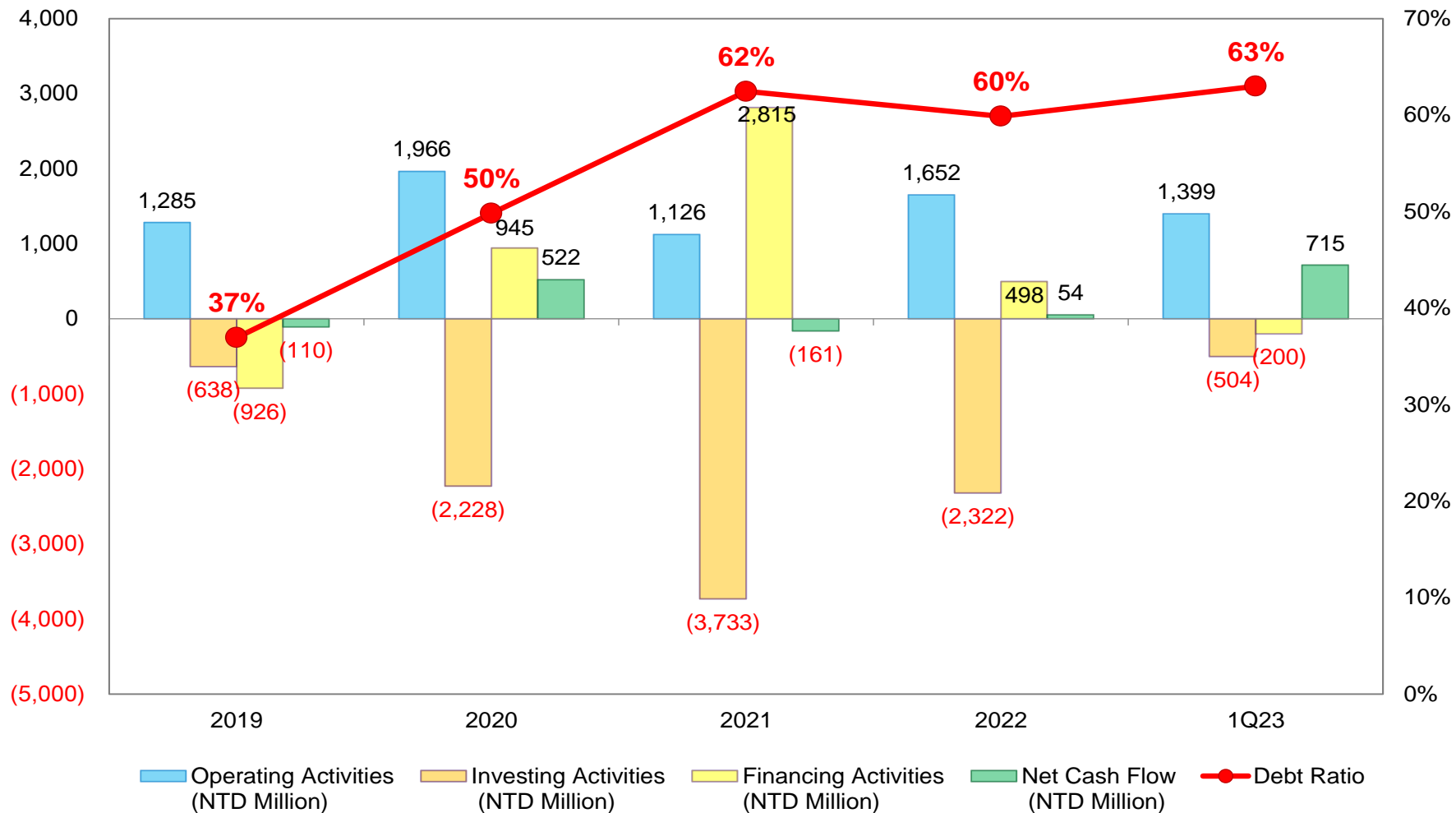
單一季度營收-依層板數



2023年第一季營收-依層板數



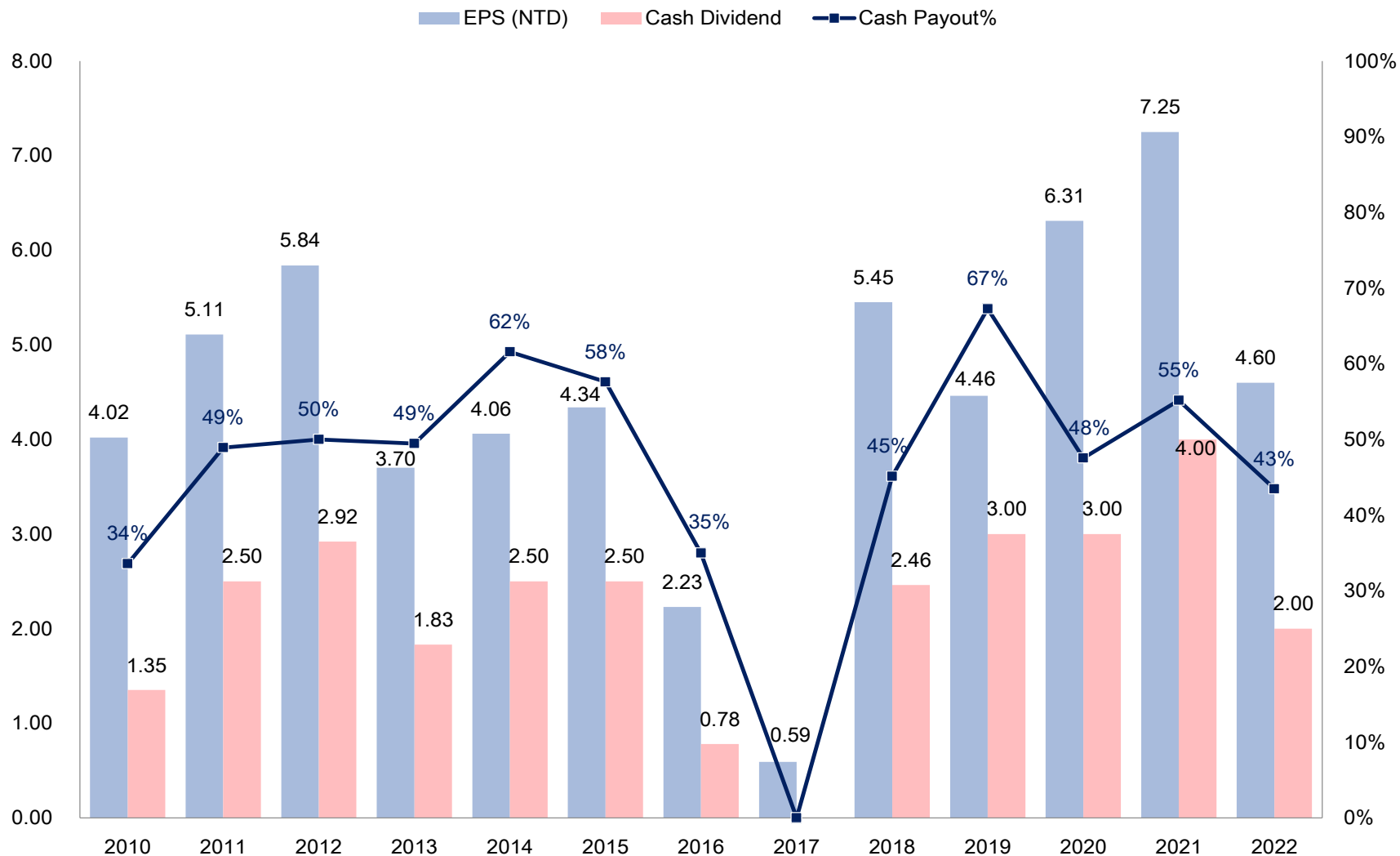
2023年第一季現金流量表



年度	現金股利	股票股利	每股盈餘(EPS)	股東會日期
2022	2.00 (註1)	-	4.60	May 31
2021	4.00	-	7.25	May 24
2020	3.00	-	6.31	July 2
2019	3.00	-	4.46	June 5
2018	2.46	-	5.45	June 5
2017	0.00	-	0.59	June 15
2016	0.78	0.32	2.23	June 15
2015	2.50	-	4.34	June 15
2014	2.50	-	4.06	June 2

註1：以完全稀釋股數為基準

股利政策：平均現金股利發放率為46%





APEX ESG 全面強化ESG 提升企業競爭力



連續8年名列
公司治理評鑑
6%~20%





MINDSET
APEX's GREEN

APEX 綠色專案 (APEX GREEN Project)



APEX Solar Project

預計第一階段目標：RE 10%

APEX Aqua Project

預計第一階段目標：40%廢水回收率



Warehouse



Canteen



Head Office



Water Treatment

APEX ESG：全面強化ESG 提升企業競爭力



更多資訊請參閱本公司[企業永續經營報告書](#)及[官網新聞中心](#)



2022.11.25 再生能源

泰鼎太陽能方案第一階段第一期
建置完成，2023年起預期年減碳
量將逾2,100噸



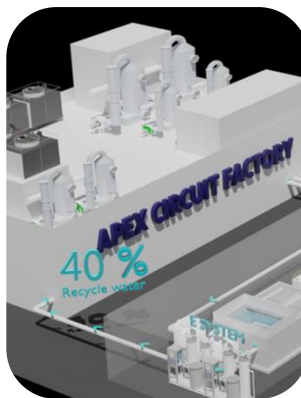
2022.12.22 社會共好

泰鼎回饋偏鄉太陽能公益建設，
協助泰北農村節能發展永續城鄉

APEX 永續經營報告書

2021	110年度永續報告書	↓
2020	109年度永續報告書	↓
2019	108年度企業社會責任報告書	↓
2018	107年度企業社會責任報告書	↓
2017	106年度企業社會責任報告書	↓
2016	105年度企業社會責任報告書	↓

APEX ESG 新聞及相關連結



Solar plant	Y2022	Y2023	Y2024	Y2025	Y2026-27
Canteen	291.60				
CPP + Drill shop	622.08				
Warehouse	1,904.20				
Head office	321.01				
New warehouse + FG		843.66			
Apex 2 Factory (Project building floor 3)		3,300			
New Water plant	598.41				
New Chemical & Hazardous waste plants	370.60				
Apex 1 Factory (Project building floor 3)			3,900		
New AREA (16-12 total 28 rai land)				4,500	
Rooftop Apex 2				1,800	
Rooftop Apex 4 (New Factory)					3,000
Accumulate solar capacity (kWp)	3,738.89	7,691.67	11,331.56	17,651.56	30,451.56
Output Solar (kWh) per Year	1,998,772	11,463,276	16,972,270	18,771,078	30,181,270
MWP	2.75	7.89	11.38	17.66	30.63
Reduce CO2 (Ton) (over + 100 ton CO2/year)	2,116.55	4,922.42	6,549.80	13,294.80	18,464.80



URL: <https://www.apex-intl.com.tw/esg/reports/files>

URL: <https://www.apex-intl.com.tw/news/list/22>

A photograph of a large, ornate golden temple complex, likely the Angkor Wat in Cambodia, illuminated at night. The temple's intricate carvings and multiple tiers are highlighted by warm golden lights, creating a striking contrast against the dark, deep blue twilight sky. The architecture features multiple spires and a complex network of rooflines. The text "Thank You" is centered over the image in a clean, white, sans-serif font.

Thank You