

APEX 泰鼎

Sam Wu, Dec 15th



Safe Harbor Notice



- Apex's statement of its current expectations are forward looking statements which are subject to significant risks and uncertainties. Actual results may differ materially from those contained in any forward looking statements.
- 本簡報資料中所提供之資訊並未明示或暗示的表達或保證其具有正確性、完整性、或可靠性，亦不代表本公司、產業狀況或後續重大發展的完整論述。

Company Profile



Company Name	Apex International (4927)
Product	Rigid Printed Circuit Boards
Founded	September 2001
Land Area	223,130M ² (About 140 Rai)
Paid-in Capital	NTD 1.89 Billion
Employee	8,057 (as of Oct. 2023)
	IPO listed in Taiwan OTC on 18 th October 2011
	Relisted in TWSE on 8 th September 2015
Physical Lab	R&D center and in-house testing lab 2019

Certificates



IATF 16949 汽車業品質管理系統證書
Certificate upgraded in Jul. 2023 & Jan. 2021
Apex 1 & 2

ISO 14001環境管理系統證書
Certificate upgraded in Oct. 2023 & Dec. 2022
Apex 1 & 2

ISO 9001品質管理系統證書
Certificate upgraded in Jul. 2023 & Jan. 2021
Apex 1 & 2

ISO 45001職業衛生安全管理系統證書
Certificate upgraded in Jan. 2023 & Jan. 2023
Apex 1 & 2

ISO 17025實驗室品質管理系統證書
Certificate upgraded in Nov. 2020
Apex 2

ISO 27001資訊安全管理系統證書
Certificate upgraded in Aug. 2023
Apex Group

Green Procurement Standards
Sony/Canon Hi-Tech in 2022 & 2022
Apex 1 & 2



APEX Plan Expansion



■ Apex 2
Full Capacity: 280,000 m²/Month
MP: 2014

■ Apex 3
Full Capacity: 400,000 m²/Month
MP: 2H2021

■ Apex 4
Next Plan

Product Capacity



Senior Management Team



Bill Chou
CEO



Woody Wang
Chairman



Roger Liu
COO



Steven Yang
CFO



Ozzy Lee
CBO



DC Chen
CTO



James Cheng
EVP



Sam Wu
CSO



Jeff Huang
CPO

Objectives & Culture



CORPORATE CULTURE 企業文化



APPROACH + EXCELLENCE = APEX

ALL-WIN 共贏



OPERATION GOAL 經營目標



Valuable Customers



Arcelik
Airties



Skyworth
Sungrow
HKC



Freebox
Technicolor
Sagemcom



Bosch



Sony
Panasonic
Sharp
Toshiba
Daikin
Mitsubishi Sanda

Canon
Epson
Kyocera
Brother
Pioneer



LG
Samsung
SL
Humax

EMS Partner

Pegatron
Foxconn
Jabil
Goertek
New Kinpo Group

Flextronics
Gemtek
Mitrastar



Amazon
Western Digital
Commscope
HP
Watchfire
Daktronics

Best Supplier Awards





2023 Third Quarter Financial Results

Quarterly Results: (QoQ/YoY Comparison)



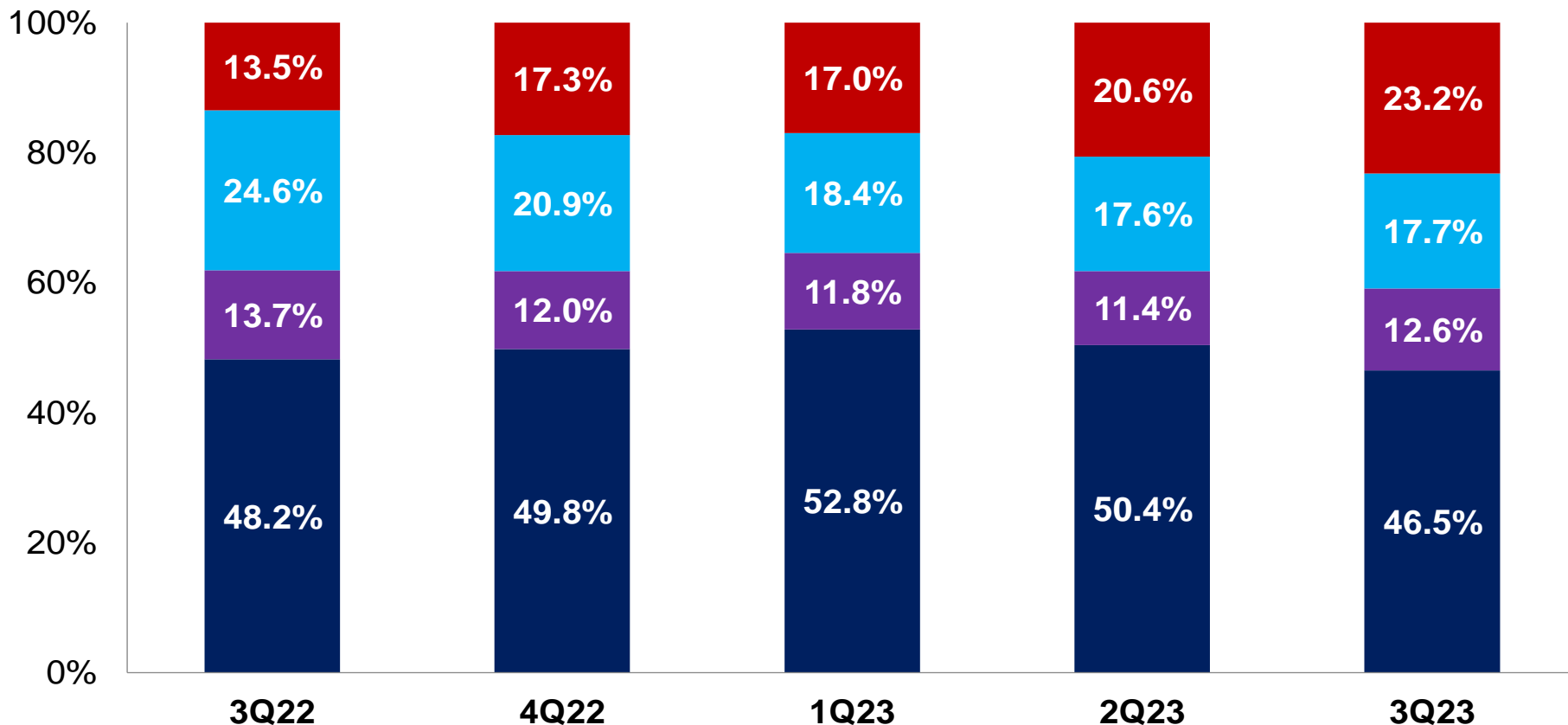
	(NTD)	3Q23	2Q23	QoQ	3Q22	YoY
Revenue (THB)		3,431M	3,538M	-3.0%	3,855M	-11.0%
Revenue (NTD)		3,097M	3,153M	-1.8%	3,199M	-3.2%
Gross Profit		269M	270M	-0.3%	538M	-50.0%
Gross Margin		8.7%	8.6%		16.8%	
Operating Profit		(131M)	(136M)	4.1%	109M	-220.4%
Operating Margin		(4.2%)	(4.3%)		3.4%	
Net Profit Attributable to Owners of Parent		(180M)	(161M)	-11.7%	58M	-411.4%
Net Margin		(5.8%)	(5.1%)		1.8%	
EPS		(0.95)	(0.85)	-11.6%	0.30	-416.1%

Quarterly Results: (1Q~3Q23 vs. 1Q~3Q22)



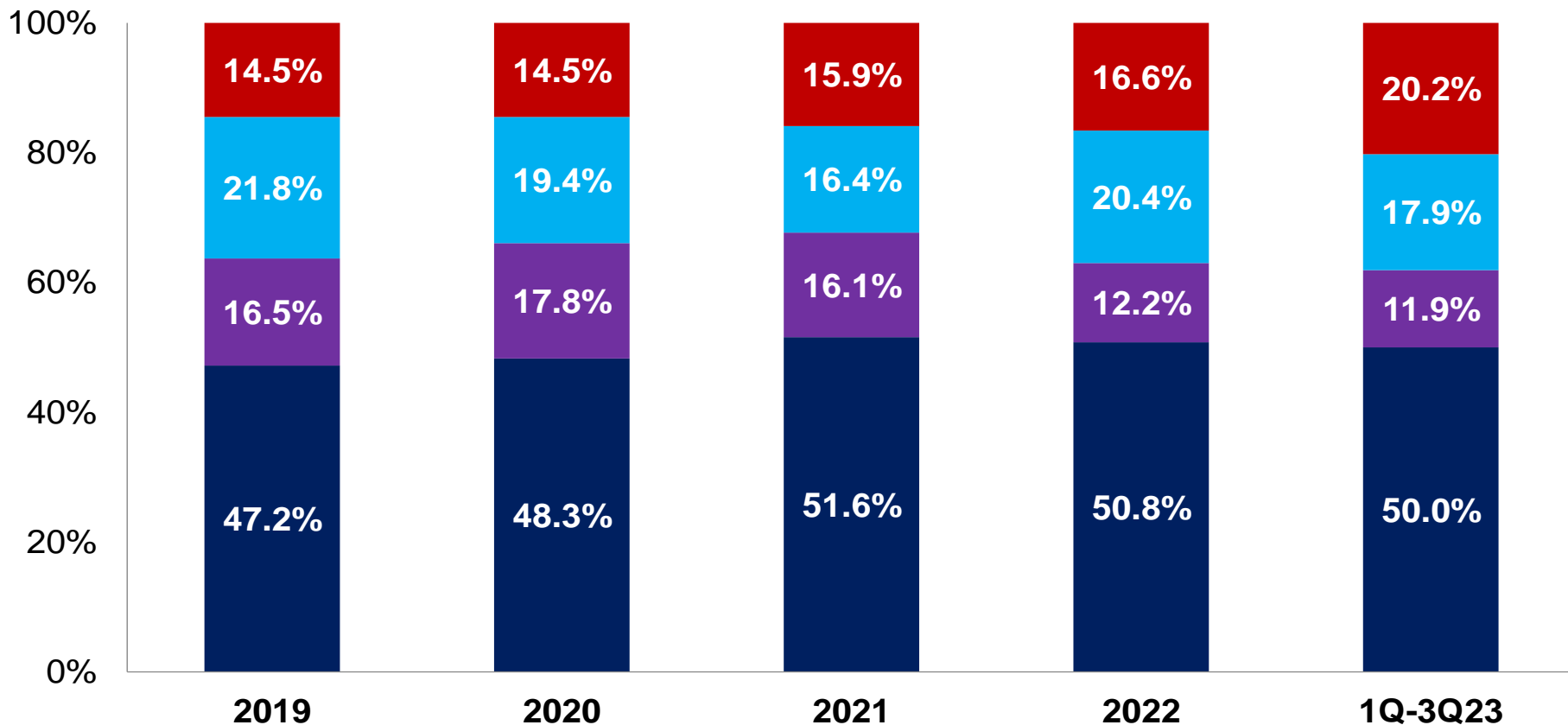
	(NTD)	1Q~3Q23	1Q~3Q22	YoY
Revenue (THB)		10,652M	13,380M	-20.4%
Revenue (NTD)		9,543M	11,315M	-15.7%
Gross Profit		930M	2,290M	-59.4%
Gross Margin		9.7%	20.2%	
Operating Profit		(308M)	922M	-133.4%
Operating Margin		(3.2%)	8.1%	
Net Profit Attributable to Owners of Parent		(436M)	833M	-152.3%
Net Margin		(4.6%)	7.4%	
EPS		(2.30)	4.38	-152.4%

Quarterly Revenue by Product Mix



3Q23 (THB)	Auto	Communication	PC	Home
	QoQ (3%)	10% ↑	(2%) ↓	8% ↑
YoY (11%)	53% ↑	(36%) ↓	(18%) ↓	(14%) ↓

1Q~3Q23 Revenue by Product Mix



**1Q~3Q23
(THB)**

Auto

Communication

PC

Home

YoY (20%)

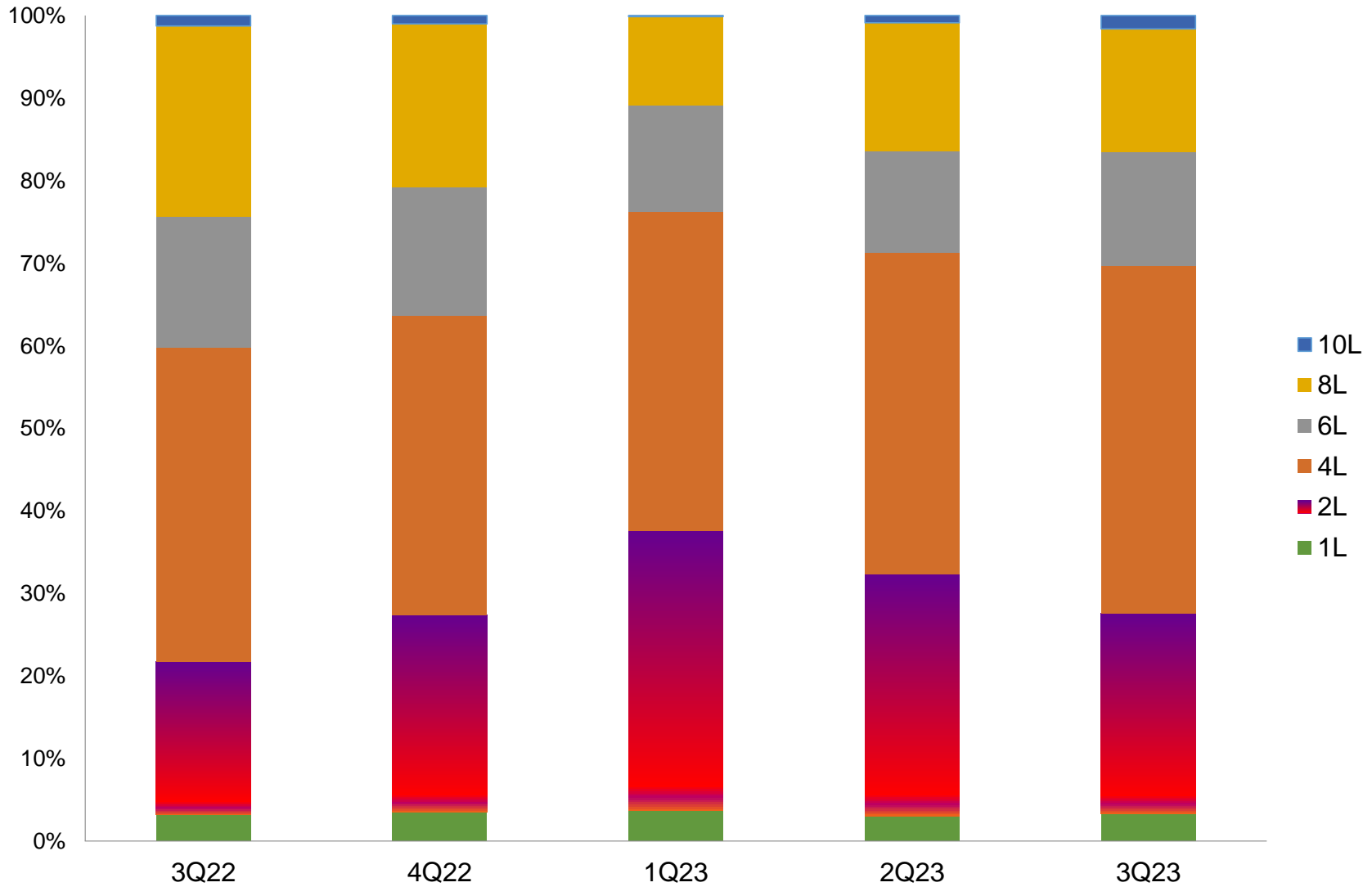
(2%) ↓

(30%) ↓

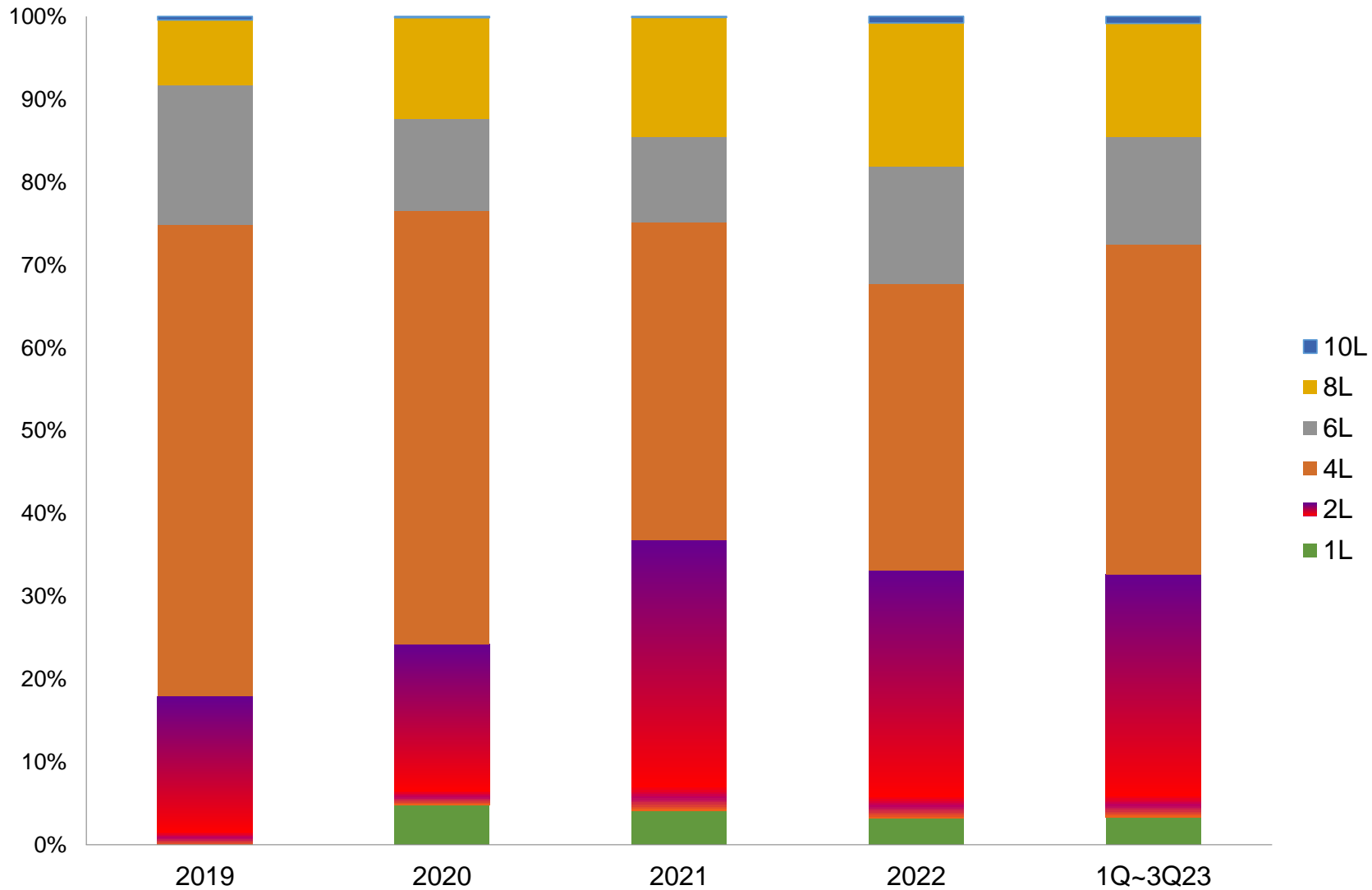
(23%) ↓

(22%) ↓

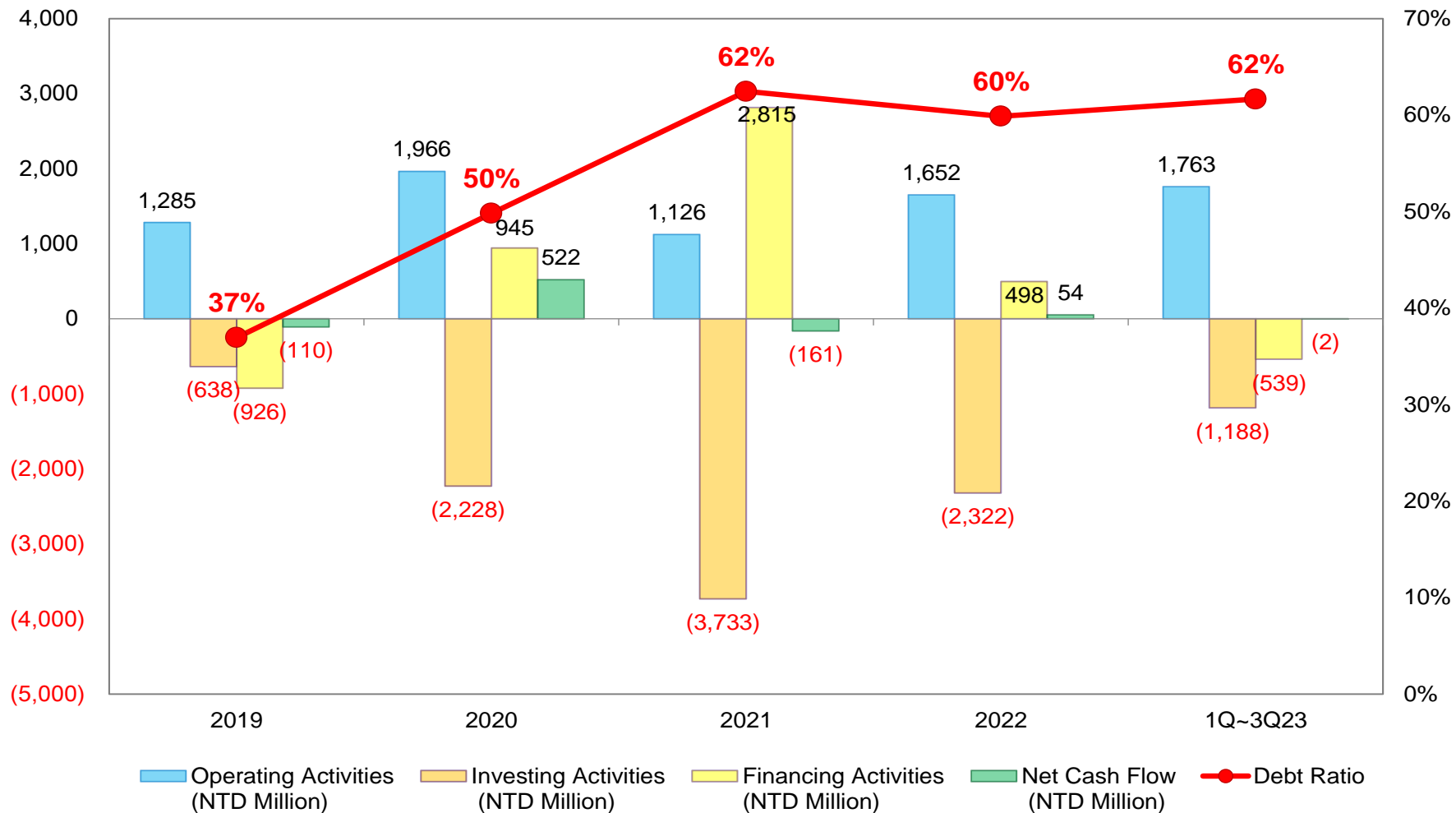
Quarterly Revenue by Layer Count



1Q~3Q23 Revenue by Layer Count



Cash Flows





APEX ESG

From Compliance to Competitiveness



APEX GREEN Project



APEX Solar Project

1st Target: RE 10%

APEX Aqua Project

Est. 1st Target: 40% Recycled Water



Warehouse




Canteen



Head Office



New Water Plant and FG



Water Treatment

APEX ESG: From Compliance to Competitiveness

For more information, please refer to [APEX's ESG report](#) and [News Center](#)



2023.11.15 News Story

Apex was awarded the 2023 TCSA Corporate Sustainability Reports Award.




2023.09.28 News Story

Apex has obtained the ISO/IEC 27001 certification, aligning with international security...

APEX ESG Report

2023	2022 ESG Report
2022	2021 ESG Report
2021	2020 ESG Report
2020	2019 CSR Report
2019	2018 CSR Report
2018	2017 CSR Report
2017	2016 CSR Report

APEX ESG NEWS and Link



Solar plant	Y2022	Y2023	Y2024	Y2025	Y2026-27
Canteen	291.60				
CPP + Drill shop	632.08				
Warehouse	1,336.35				
Head office	321.05				
New Warehouse & FC		508.60			
New Water plant (Phase 1)		654.71			
New Water plant (Phase 2)		305.80			
Aqua plant		485.10			
Apex 2 factory (Project building floor 3)		3,374.60			
New Chemical & Hazardous waste plants			370.60		
Apex 1 Factory (Project building floor 3)			3,461.10		
New AREA (16+12 total 28 rai land)				4,500	
Rooftop Apex 2					1,800
Rooftop Apex 4 (New Factory)					3,000
Accumulate solar capacity (kWp)	2,771.94	6,296.98	15,119.58	18,436.58	21,439.58
Output Solar (kWh) per Year	4,046,294	13,211,488	17,207,281	19,203,239	21,281,298
HPW	2.77	6.30	15.12	18.44	21.44
Reduce CO ₂ Ton (over 100 ton CO ₂ /year)	2,023.45	4,955.52	8,822.10	13,400.13	15,639.74
Saving per year (THB) (over 100 THB/year)	81,090,600	81,501,681	88,207,016	118,804,839	107,888,128



URL: <https://www.apex-intl.com.tw/en/esg/reports/files>

URL: <https://www.apex-intl.com.tw/en/news/list/22>

A photograph of a large, ornate golden temple complex at night. The temple features multiple tiered spires and intricate carvings, all illuminated with a warm golden light. The sky is dark blue with some clouds. The text "Thank You" is overlaid in the center in a white, sans-serif font.

Thank You