

APEX 泰鼎

Sam Wu, Dec 15th



Safe Harbor Notice



- Apex's statement of its current expectations are forward looking statements which are subject to significant risks and uncertainties. Actual results may differ materially from those contained in any forward looking statements.
- 本簡報資料中所提供之資訊並未明示或暗示的表達或保證其具有正確性、完整性、或可靠性，亦不代表本公司、產業狀況或後續重大發展的完整論述。



公司名稱	Apex International (4927)
生產產品	印刷電路板
成立時間	2001年9月
土地面積	223,130M ² (約140萊)
實收資本	新台幣 18.9億元
員工人數	8,057 (截至2023年10月)
	上櫃日期：2011.10.18
	於台灣證券交易所上市日期：2015.09.08
實驗室	2019成立研究發展中心及內部測試實驗室

IATF 16949 汽車業品質管理系統證書
於2023年7月及2021年1月更新Apex 1 & 2證書

ISO 14001環境管理系統證書
於2023年10月及2022年12月更新Apex 1 & 2證書

ISO 9001品質管理系統證書
於2023年7月及2021年1月更新Apex 1 & 2證書

ISO 45001職業衛生安全管理系統證書
於2023年1月更新Apex 1 & 2證書

ISO 17025實驗室品質管理系統證書
於2020年11月更新Apex 2證書

ISO 27001資訊安全管理系統證書
於2023年8月更新

Green Procurement Standards
Sony/Canon Hi-Tech in 2022 & 2022
Apex 1 & 2



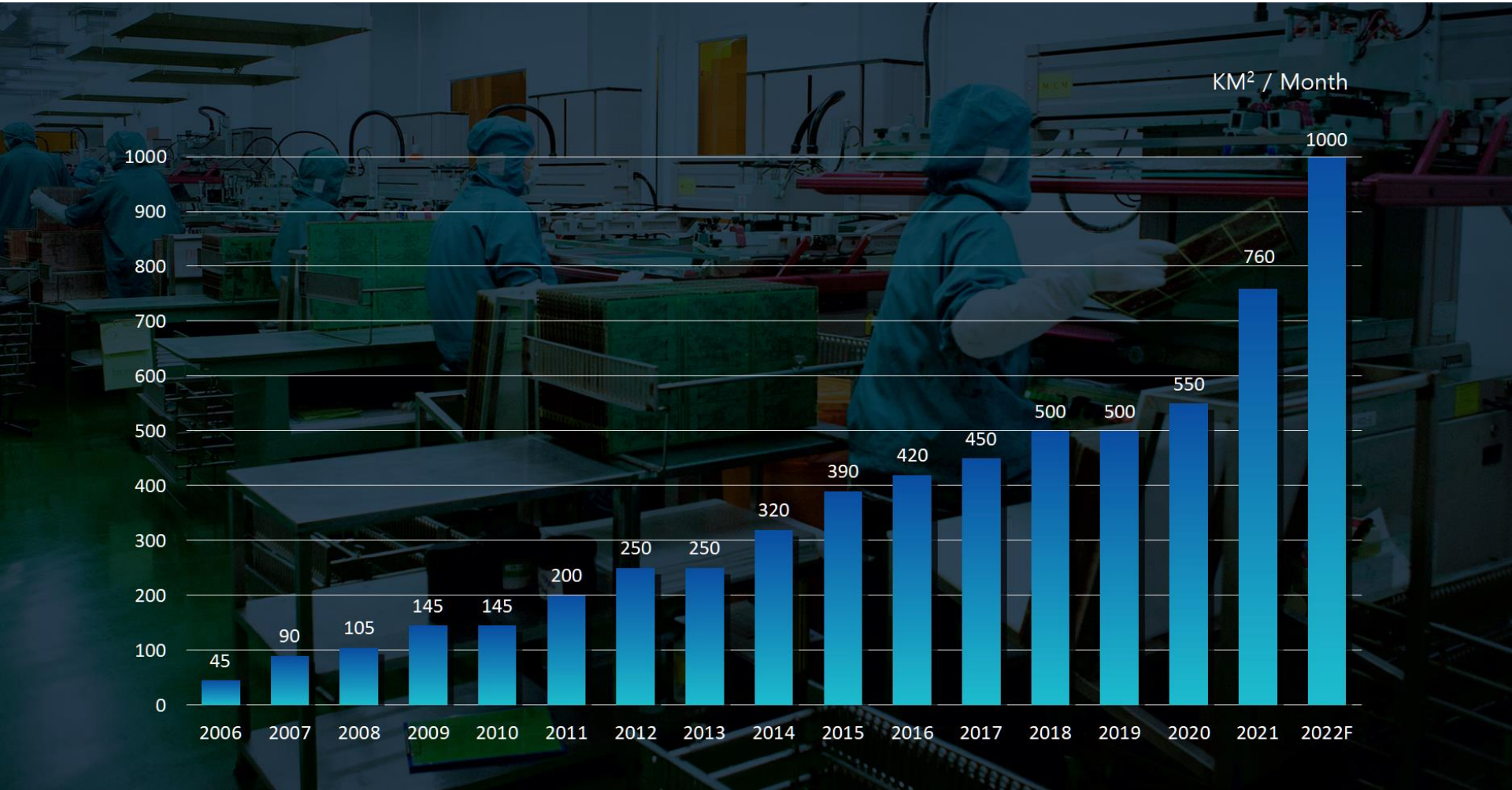
APEX 擴廠計畫



Apex 2
Full Capacity: 280,000 m²/Month
MP: 2014

Apex 3
Full Capacity: 400,000 m²/Month
MP: 2H2021

Apex 4
Next Plan






The image displays the management team of APEX. It features a large blue APEX logo in the upper right corner. Below the logo, two individuals are seated at a desk: Bill Chou, CEO, and Woody Wang, Chairman. Below them, seven other team members are seated at desks, each with their name and title listed below their photo. The background is a dark blue gradient with diagonal lines and a large APEX logo.

Name	Title
Bill Chou	CEO
Woody Wang	Chairman
Roger Liu	COO
Steven Yang	CFO
Ozzy Lee	CBO
DC Chen	CTO
James Cheng	EVP
Sam Wu	CSO
Jeff Huang	CPO

CORPORATE CULTURE 企業文化



APPROACH + EXCELLENCE = APEX

ALL-WIN 共贏



OPERATION GOAL 經營目標



主要終端客戶



Arcelik
Airties



Skyworth
Sungrow
HKC



Freebox
Technicolor
Sagemcom



Bosch



Sony
Panasonic
Sharp
Toshiba
Daikin
Mitsubishi Sanda

Canon
Epson
Kyocera
Brother
Pioneer



LG
Samsung
SL
Humax

EMS Partner

Pegatron
Foxconn
Jabil
Goertek
New Kinpo Group

Flextronics
Gemtek
Mitrastar



Amazon
Western Digital
Commscope
HP
Watchfire
Daktronics

World-Class PCB Partner



Samsung VD
VD Global Partner in 2019



Sagemcom
Best Supplier Awards in 2019



Canon Hi-Tech
Best Supplier Awards in 2019



最佳供應商獎項





2023年第三季營運成果

第三季業績：(QoQ/YoY比較)



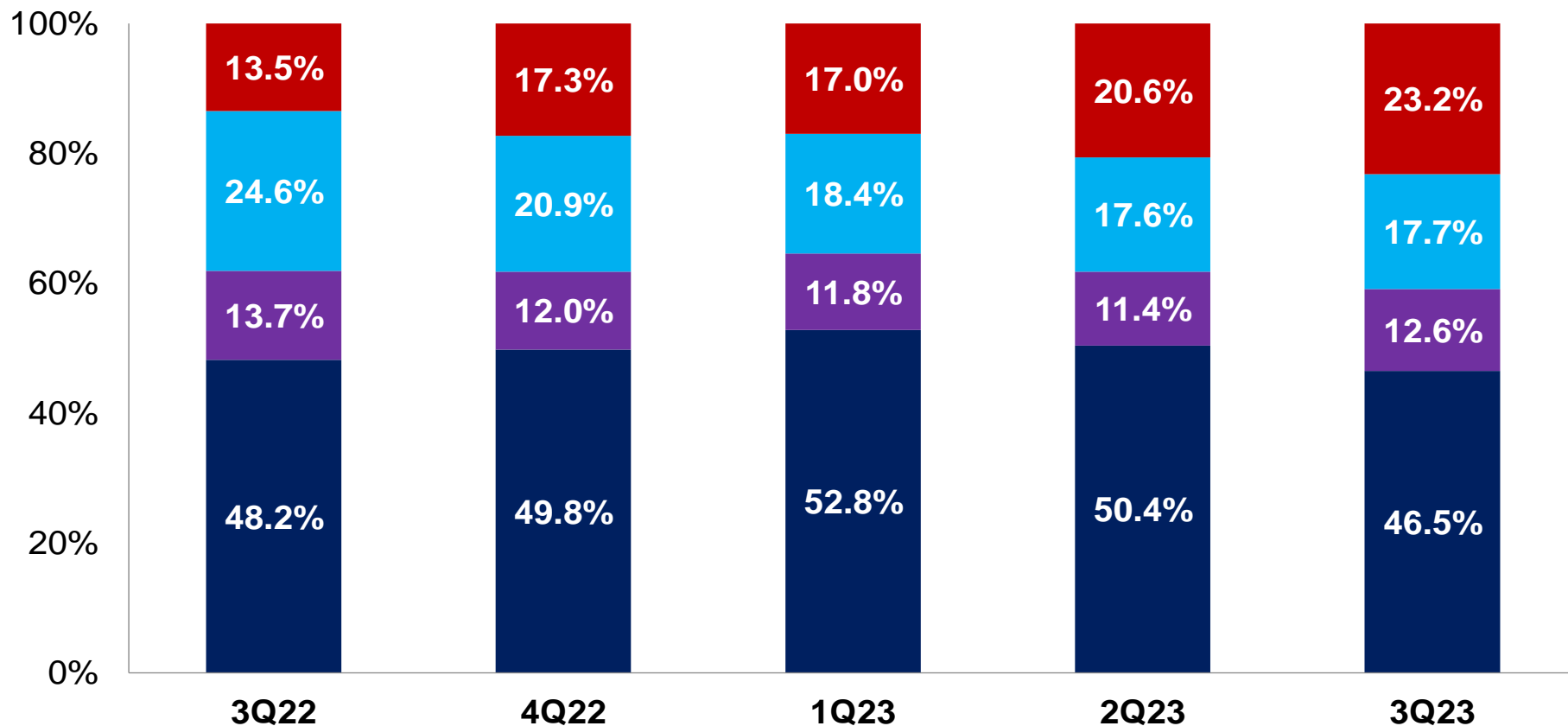
(新台幣)	3Q23	2Q23	QoQ	3Q22	YoY
營業收入(泰銖)	3,431M	3,538M	-3.0%	3,855M	-11.0%
營業收入(新台幣)	3,097M	3,153M	-1.8%	3,199M	-3.2%
營業毛利	269M	270M	-0.3%	538M	-50.0%
毛利率	8.7%	8.6%		16.8%	
營業淨利	(131M)	(136M)	4.1%	109M	-220.4%
營業淨利率	(4.2%)	(4.3%)		3.4%	
歸屬於母公司業主之本期淨利	(180M)	(161M)	-11.7%	58M	-411.4%
淨利率	(5.8%)	(5.1%)		1.8%	
每股盈餘(EPS)	(0.95)	(0.85)	-11.6%	0.30	-416.1%

前三季業績：(1Q~3Q23 vs. 1Q~3Q22)



(新台幣)	1Q~3Q23	1Q~3Q22	YoY
營業收入(泰銖)	10,652M	13,380M	-20.4%
營業收入(新台幣)	9,543M	11,315M	-15.7%
營業毛利	930M	2,290M	-59.4%
毛利率	9.7%	20.2%	
營業淨利	(308M)	922M	-133.4%
營業淨利率	(3.2%)	8.1%	
歸屬於母公司業主之本期淨利	(436M)	833M	-152.3%
淨利率	(4.6%)	7.4%	
每股盈餘(EPS)	(2.30)	4.38	-152.4%

單一季度營收-依產品組合



2023年第三季
(泰銖)

QoQ (3%)

YoY (11%)

Auto

Communication

PC

Home

10% ↑

(2%) ↓

8% ↑

(10%) ↓

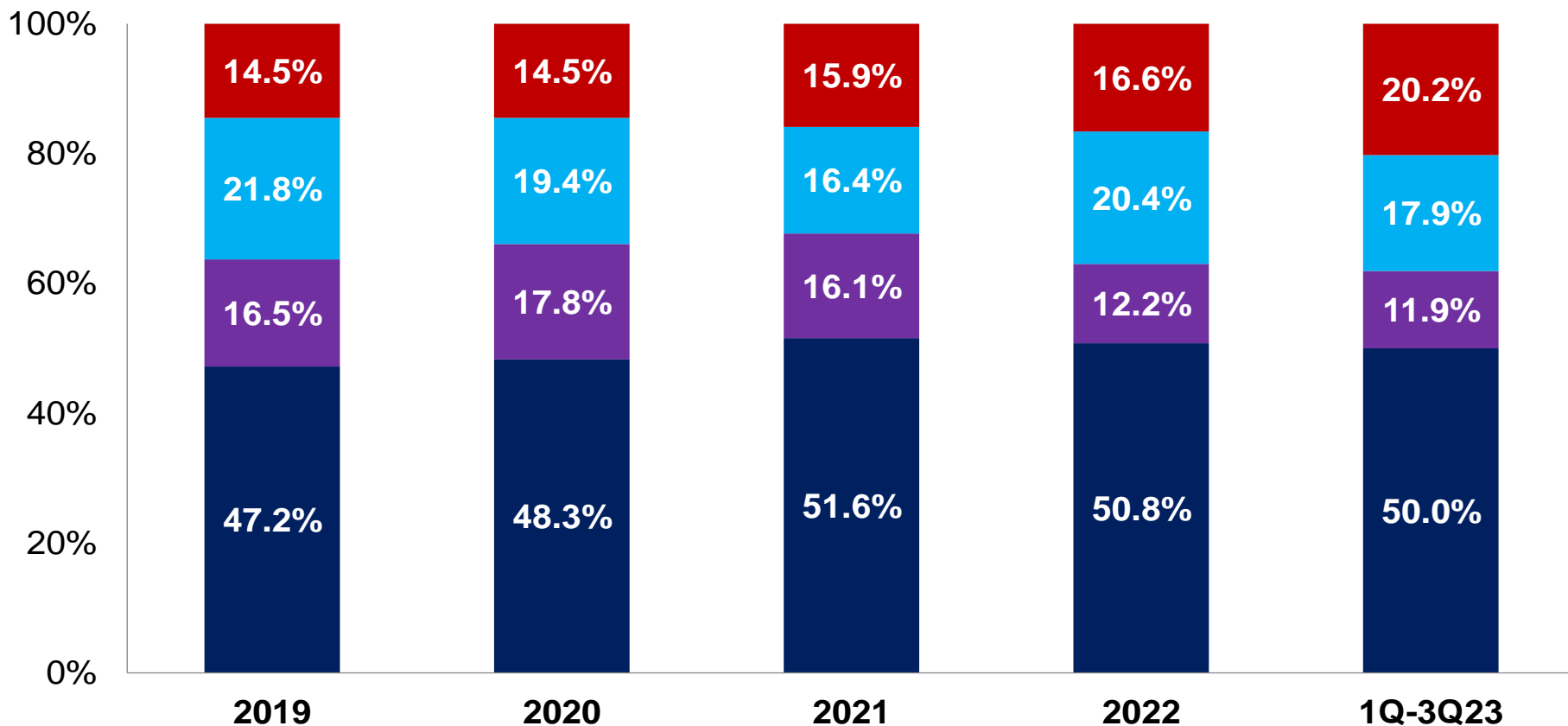
53% ↑

(36%) ↓

(18%) ↓

(14%) ↓

2023年前三季營收-依產品組合



2023年前三季
(泰銖)

Auto

Communication

PC

Home

YoY (20%)

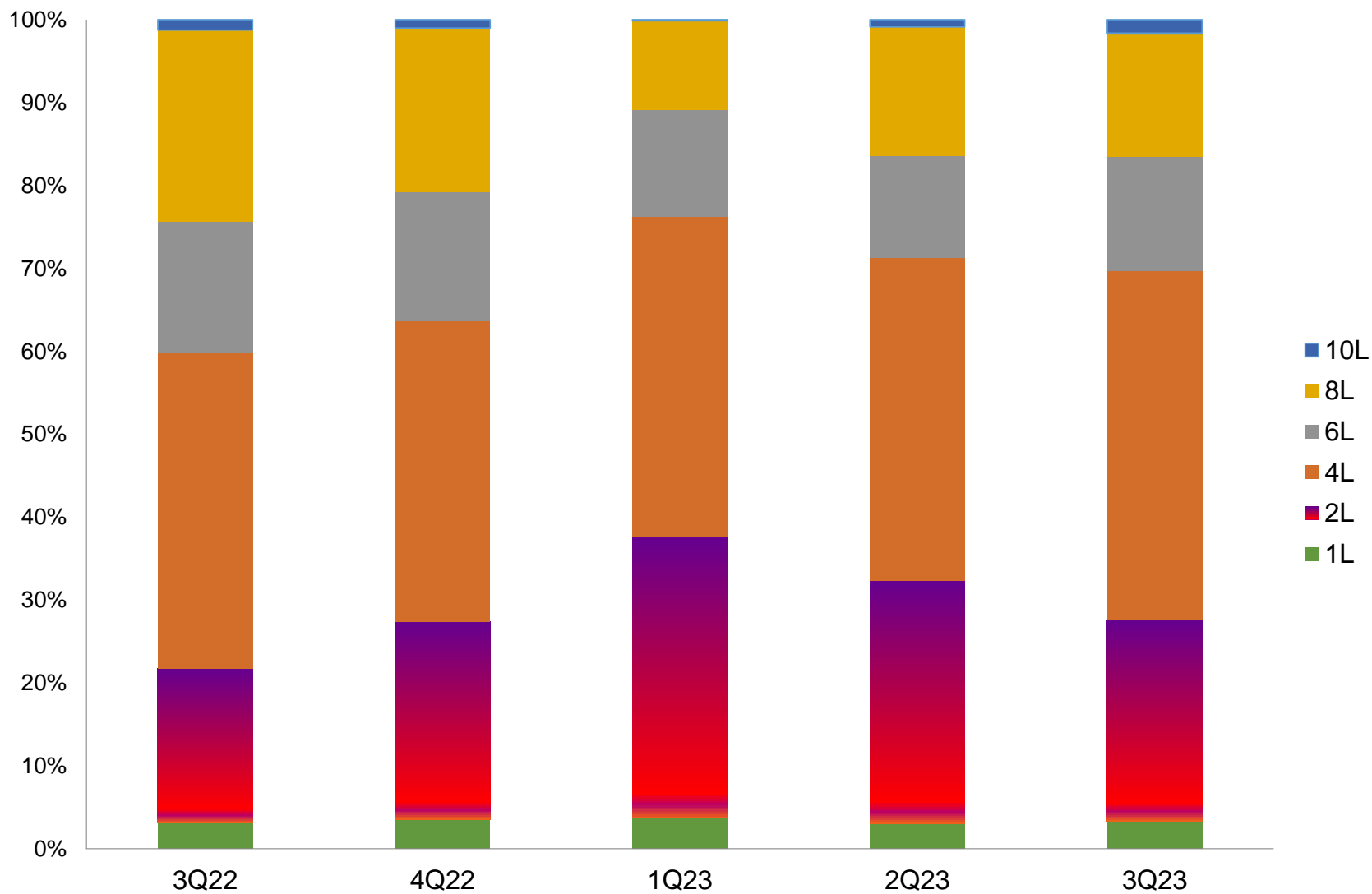
(2%) ↓

(30%) ↓

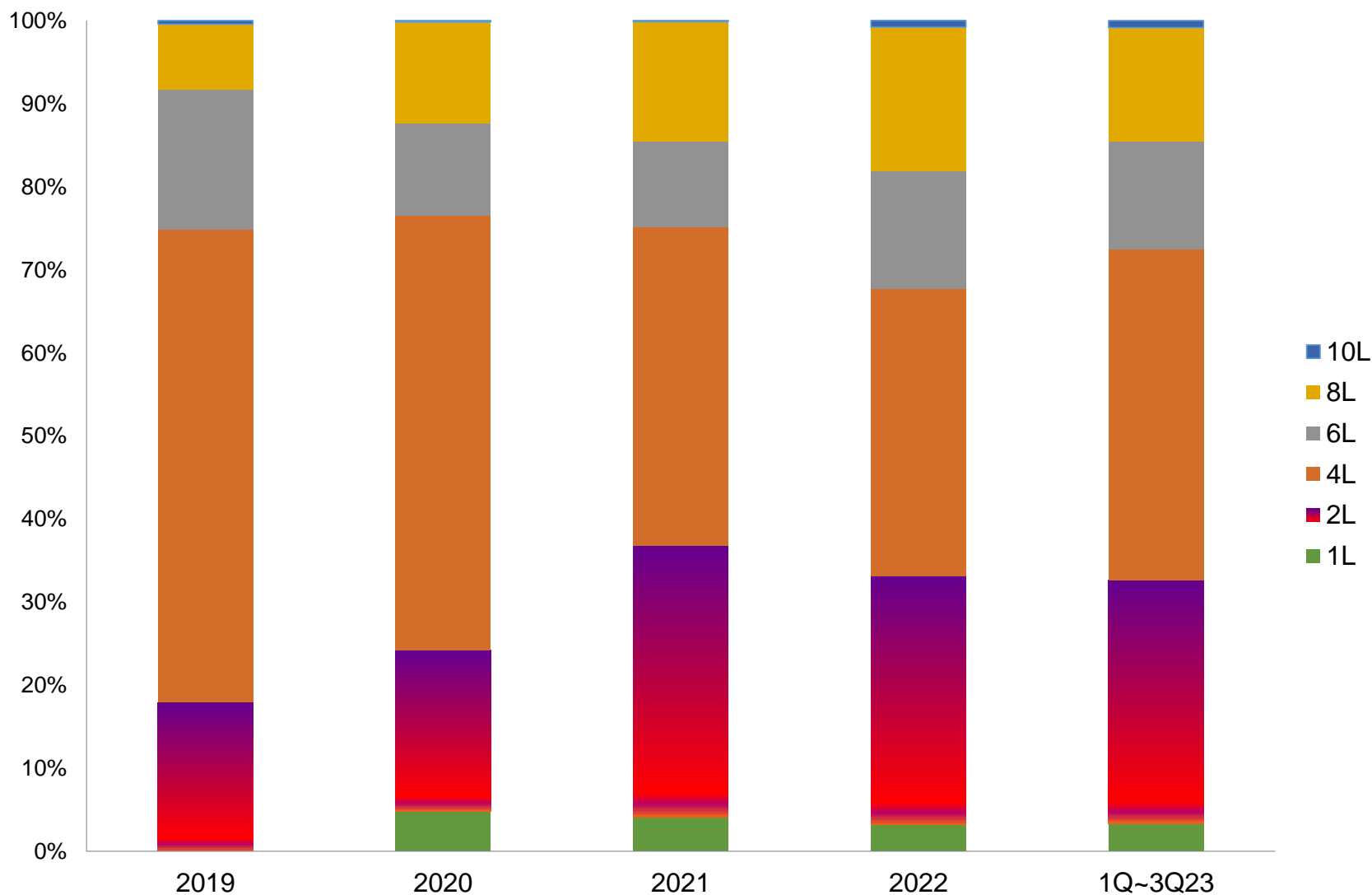
(23%) ↓

(22%) ↓

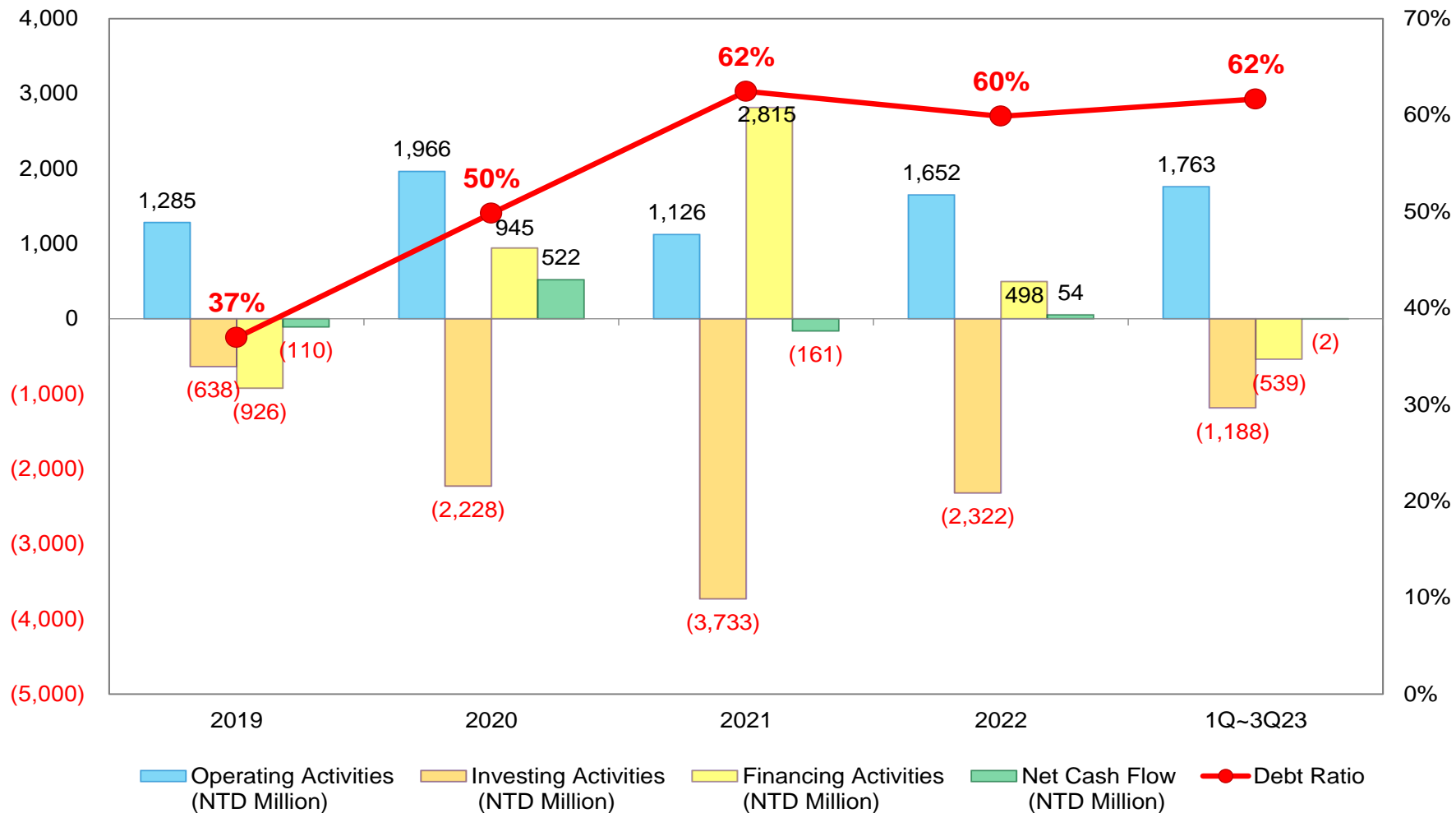
單一季度營收-依層板數



2023年前三季營收-依層板數



2023年前三季現金流量





APEX ESG 全面強化ESG 提升企業競爭力



APEX 綠色專案 (APEX GREEN Project)



APEX Solar Project

預計第一階段目標：RE 10%

APEX Aqua Project

預計第一階段目標: 40%廢水回收率



Warehouse




Canteen



Head Office



New Water Plant and FG



Water Treatment

APEX ESG：全面強化ESG 提升企業競爭力



更多資訊請參閱本公司[永續報告書](#)及[官網新聞中心](#)



2023.11.15 報導

泰鼎再度榮獲2023 TCSA台灣企業永續獎



2023.09.28 報導

泰鼎通過ISO/IEC 27001資安認證，接軌國際資安標準

APEX ESG Report

2023	2022 ESG Report
2022	2021 ESG Report
2021	2020 ESG Report
2020	2019 CSR Report
2019	2018 CSR Report
2018	2017 CSR Report
2017	2016 CSR Report

APEX ESG NEWS and Link



Solar plant	Y2022	Y2023	Y2024	Y2025	Y2026-27
Canteen	291.60				
CPP + Drill shop	632.08				
Warehouse	1,336.35				
Head office	321.05				
New Warehouse & FC		508.60			
New Water plant (Phase 1)		655.71			
New Water plant (Phase 2)		305.80			
Aqua plant		485.10			
Apex 2 factory (Project building floor 3)		3,374.60			
New Chemical & Hazardous waste plants			370.60		
Apex 1 Factory (Project building floor 3)			3,461.10		
New AREA (16+12 total 28 rai land)				4,500	
Rooftop Apex 2					1,800
Rooftop Apex 4 (New Factory)					3,000
Accumulate solar capacity (kWp)	2,771.04	6,296.98	15,118.58	18,426.58	21,428.58
Output Solar (kWh) per Year	4,046,294	13,231,488	17,207,281	18,203,281	19,281,281
#Wp	2.27	5.26	12.18	14.48	17.48
Reduce CO ₂ Ton (over 100 ton CO ₂ /year)	2,023.45	4,055.52	8,862.10	13,400.13	15,629.74
Saving per year (THB) (over 100 THB/year)	81,090,600	1,101,482	88,207,016	113,804,828	117,888,128



URL: <https://www.apex-intl.com.tw/esg/reports/files>

URL: <https://www.apex-intl.com.tw/news/list/22>

A photograph of a large, ornate golden temple complex at night. The temple features multiple tiered spires and intricate carvings, all illuminated with a warm golden light. The sky is dark blue with some clouds. The text "Thank You" is overlaid in the center in a white, sans-serif font.

Thank You