

APEX 泰鼎

Sam Wu, Mar 6th



Safe Harbor Notice



- Apex's statement of its current expectations are forward looking statements which are subject to significant risks and uncertainties. Actual results may differ materially from those contained in any forward looking statements.
- 本簡報資料中所提供之資訊並未明示或暗示的表達或保證其具有正確性、完整性、或可靠性，亦不代表本公司、產業狀況或後續重大發展的完整論述。



公司名稱	Apex International (4927)
生產產品	印刷電路板
成立時間	2001年9月
土地面積	223,130M ² (約140萊)
實收資本	新台幣 18.9億元
員工人數	7,963 (截至2024年2月)
	上櫃日期：2011.10.18
	於台灣證券交易所上市日期：2015.09.08
實驗室	2019成立研究發展中心及內部測試實驗室

IATF 16949 汽車業品質管理系統證書
於2023年7月及2021年1月更新Apex 1 & 2證書

ISO 14001環境管理系統證書
於2023年10月及2022年12月更新Apex 1 & 2證書

ISO 9001品質管理系統證書
於2023年7月及2021年1月更新Apex 1 & 2證書

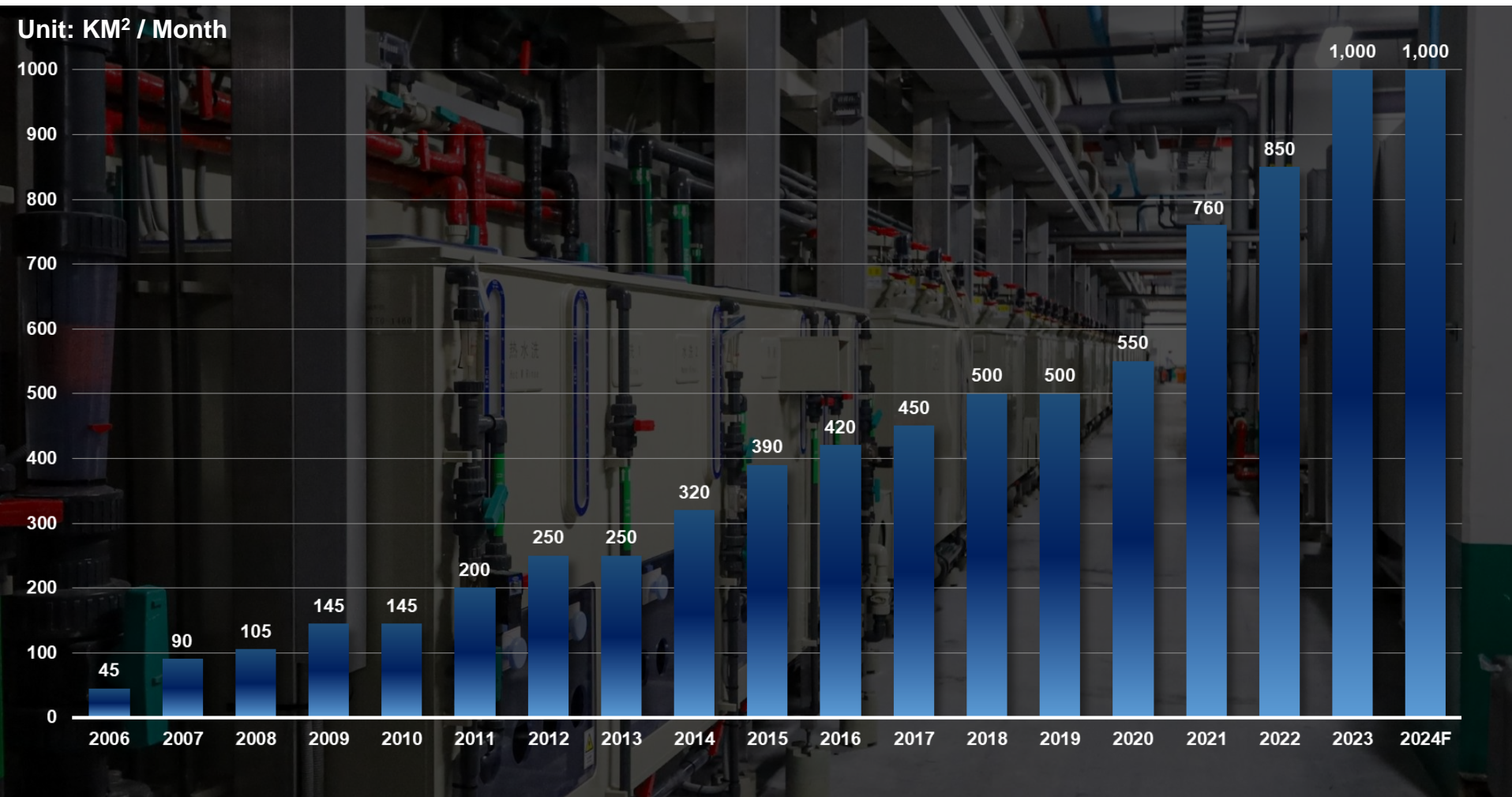
ISO 45001職業衛生安全管理系統證書
於2023年1月更新Apex 1 & 2證書

ISO 17025實驗室品質管理系統證書
於2020年11月更新Apex 2證書

ISO 27001資訊安全管理系統證書
於2023年8月更新

Green Procurement Standards
Sony/Canon Hi-Tech in 2022 & 2022
Apex 1 & 2





APEX 擴廠計畫



■ Apex 1	■ Apex 2	■ Apex 3	■ Apex S	■ Apex 4
MP: 2001	MP: 2014	MP: 2H2021	MP: 1990	Next Plan
2L~8L	2L~12L	8L~20L, HDI	1L	





APEX

Bill Chou
CEO

Woody Wang
Chairman

Roger Liu
COO

Steven Yang
CFO

Ozzy Lee
CBO

DC Chen
CTO

James Cheng
EVP

Sam Wu
CSO

Jeff Huang
CPO

The image displays the management team of APEX. At the top right, the APEX logo is prominently featured. Below it, two larger portraits are shown: Bill Chou, CEO, and Woody Wang, Chairman. Below these are seven smaller portraits of other team members: Roger Liu (COO), Steven Yang (CFO), Ozzy Lee (CBO), DC Chen (CTO), James Cheng (EVP), Sam Wu (CSO), and Jeff Huang (CPO). The background is a dark blue-grey with abstract geometric patterns.

CORPORATE CULTURE 企業文化



APPROACH + EXCELLENCE = APEX

ALL-WIN 共贏



OPERATION GOAL 經營目標



主要終端客戶



Arcelik
Airties



Freebox
Vantiva
Sagemcom



Sony
Panasonic
Sharp
Toshiba
Daikin
Mitsubishi



Canon
Epson
Kyocera
Brother
Pioneer
Sanda




LG
Samsung
SL
Humax

EMS Partner

Pegatron
Foxconn
Jabil
Goertek
Tymphony
Quanta
Chicony
Flextronics
Gemtek
Mitrastar
Merry
QSI
Inventec
New Kinpo Group



Amazon
Western Digital
Commscope
HP
Watchfire
Daktronics
Seagate
TIGO
Harman
Aptiv



Skyworth
Sungrow
HKC



Bosch



2023年第四季營運成果

第四季業績：(QoQ/YoY比較)



單位: 新台幣佰萬元 · 除另予註明者外

	4Q23	3Q23	QoQ	4Q22	YoY
營業收入	3,085	3,097	(0.4%)	3,591	(14.1%)
營業毛利	99	269	(63.3%)	540	(81.7%)
毛利率	3.2%	8.7%	(5.5ppts)	15.0%	(11.8ppts)
營業費用	395	400	(1.1%)	450	(12.2%)
營業淨利	(297)	(131)	(127.1%)	89	(432.5%)
營業淨利率	(9.6%)	(4.2%)	(5.4ppts)	2.5%	(12.1ppts)
營業外收入及支出	(71)	(50)	(42.2%)	(52)	(37.0%)
本期淨利*	(361)	(180)	(100.4%)	42	(967.1%)
淨利率	(11.7%)	(5.8%)	(5.9ppts)	1.2%	(12.9ppts)
每股盈餘(新台幣元)	(1.90)	(0.95)	(100.3%)	0.22	(963.6%)

*歸屬於母公司業主之本期淨利

年度業績: (2023 vs. 2022)

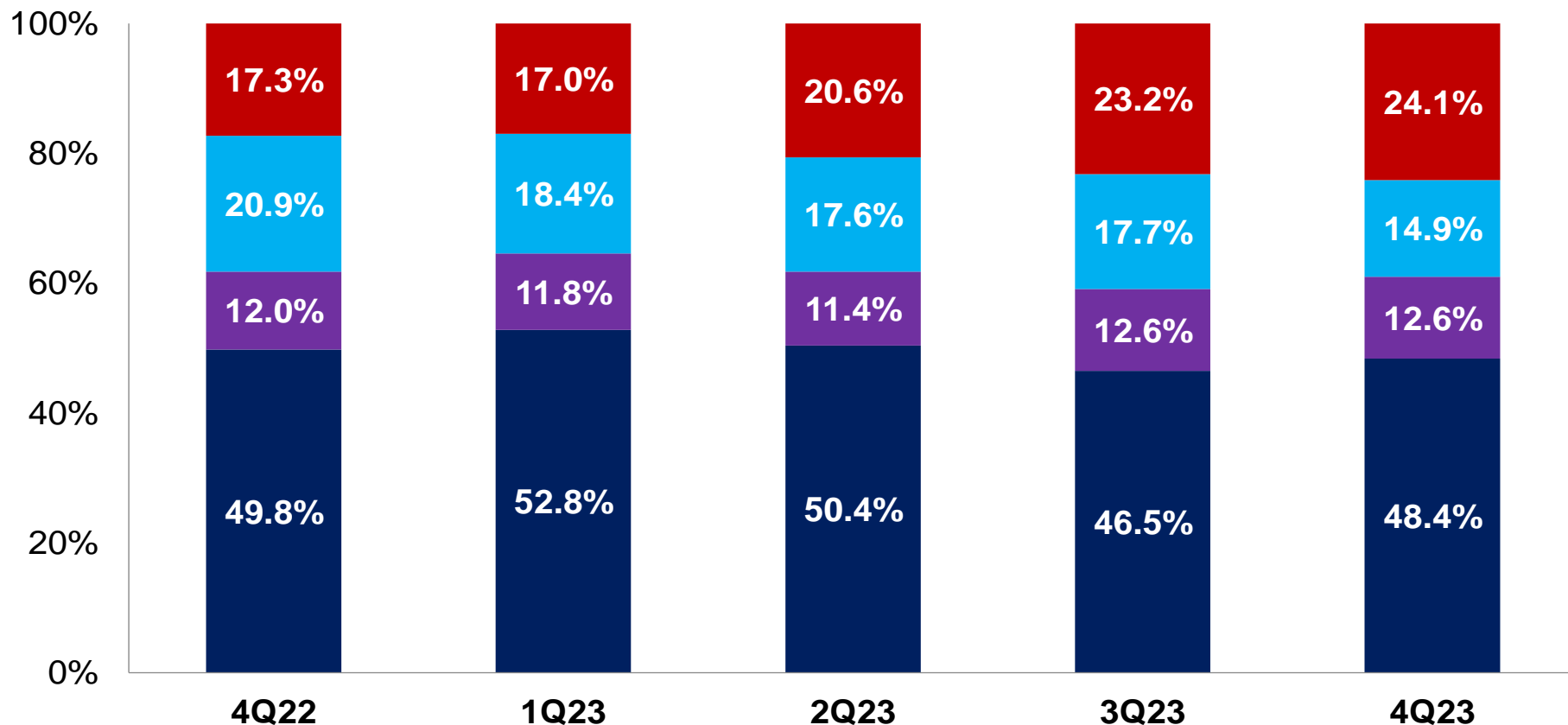


單位: 新台幣佰萬元 · 除另予註明者外

	2023	2022	YoY
營業收入	12,628	14,906	(15.3%)
營業毛利	1,028	2,829	(63.7%)
毛利率	8.1%	19.0%	(10.9ppts)
營業費用	1,633	1,818	(10.2%)
營業淨利	(605)	1,011	(159.8%)
營業淨利率	(4.8%)	6.8%	(11.6ppts)
營業外收入及支出	(201)	(66)	(206.2%)
本期淨利*	(797)	874	(191.1%)
淨利率	(6.3%)	5.9%	(12.2ppts)
每股盈餘(新台幣元)	(4.20)	4.60	(191.3%)

*歸屬於母公司業主之本期淨利

單一季度營收-依產品組合



2023年第四季
(泰銖)

Auto

Communication

PC

Home

QoQ 1%

4% ↑

(16%) ↓

(0.02%) ↓

5% ↑

YoY (17%)

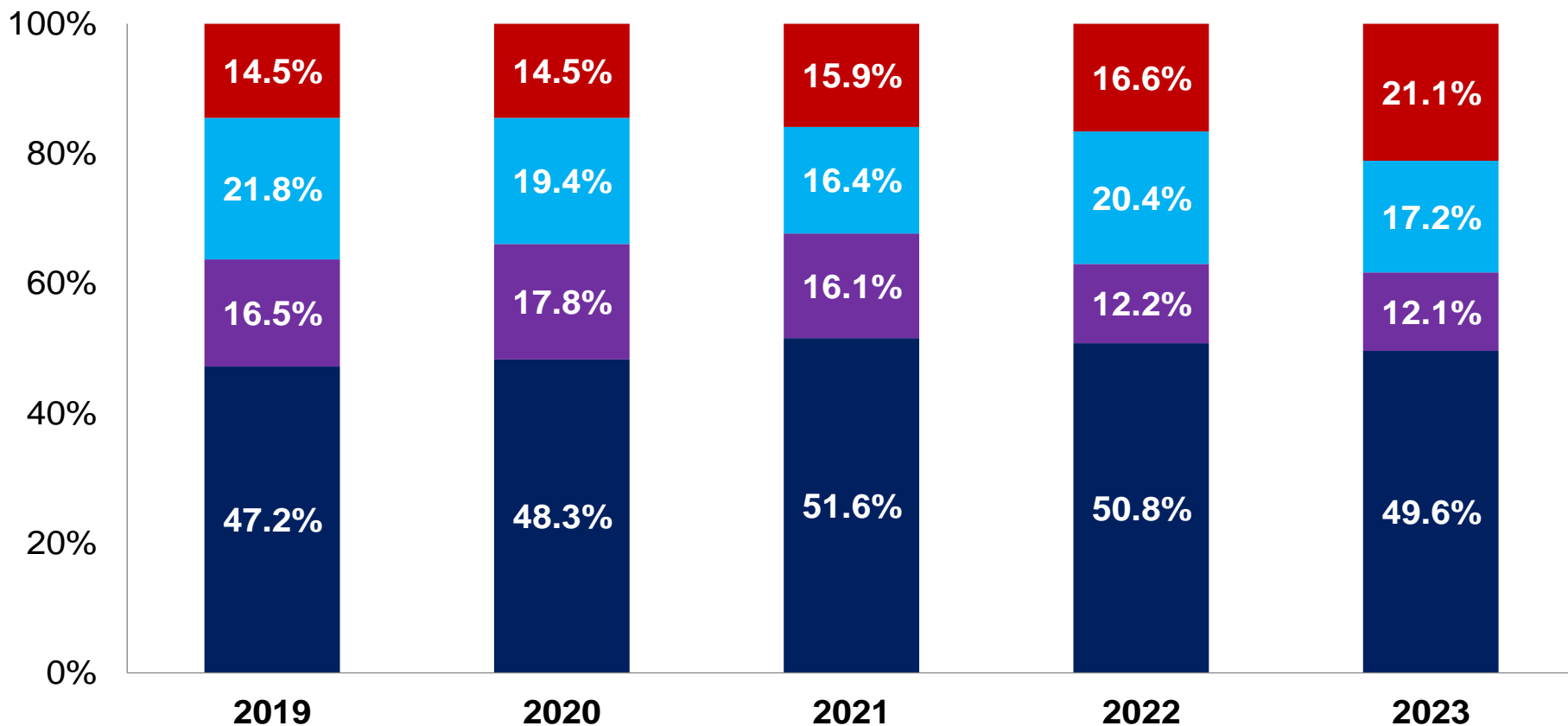
17% ↑

(41%) ↓

(12%) ↓

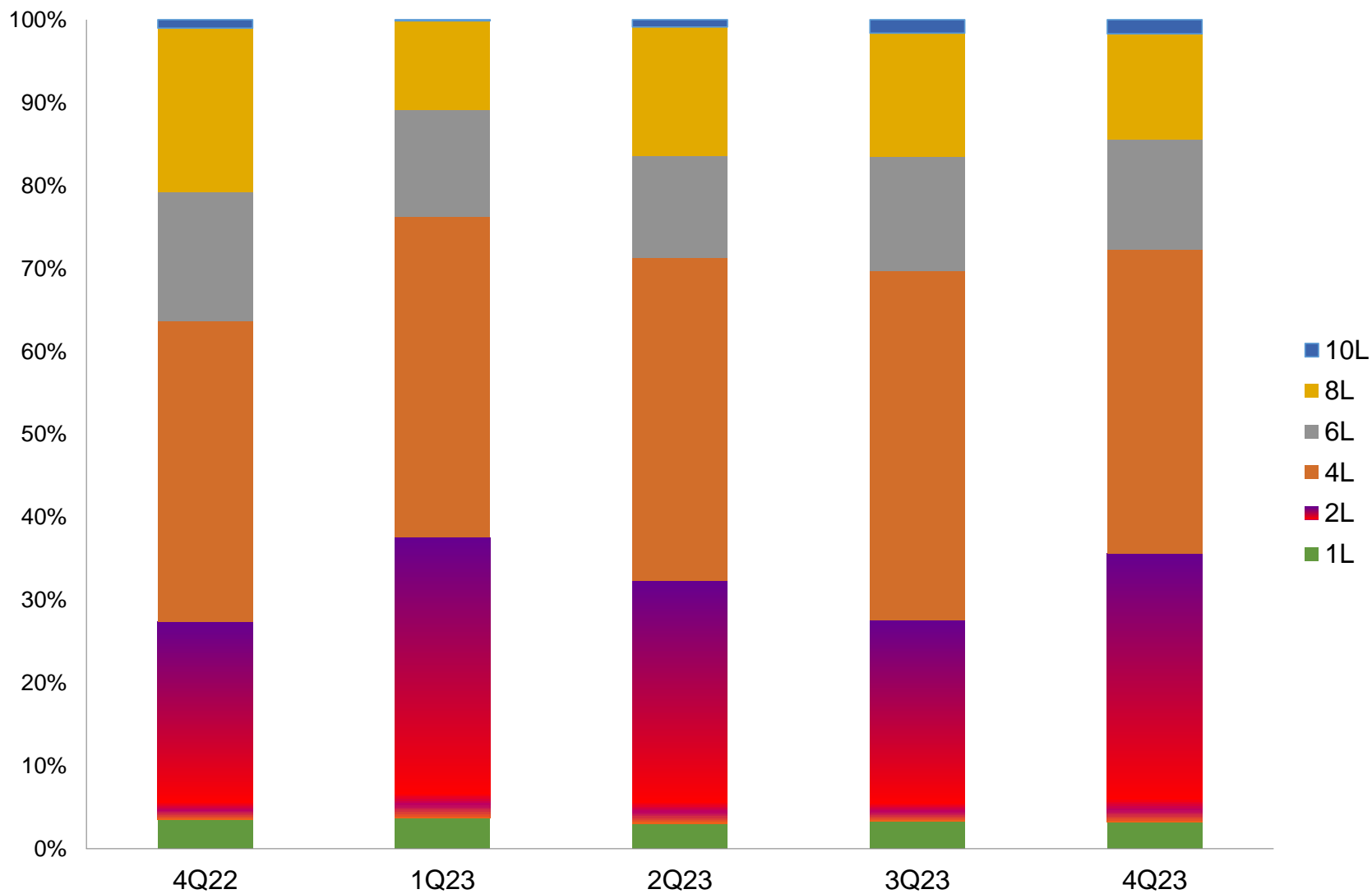
(19%) ↓

2023年營收-依產品組合

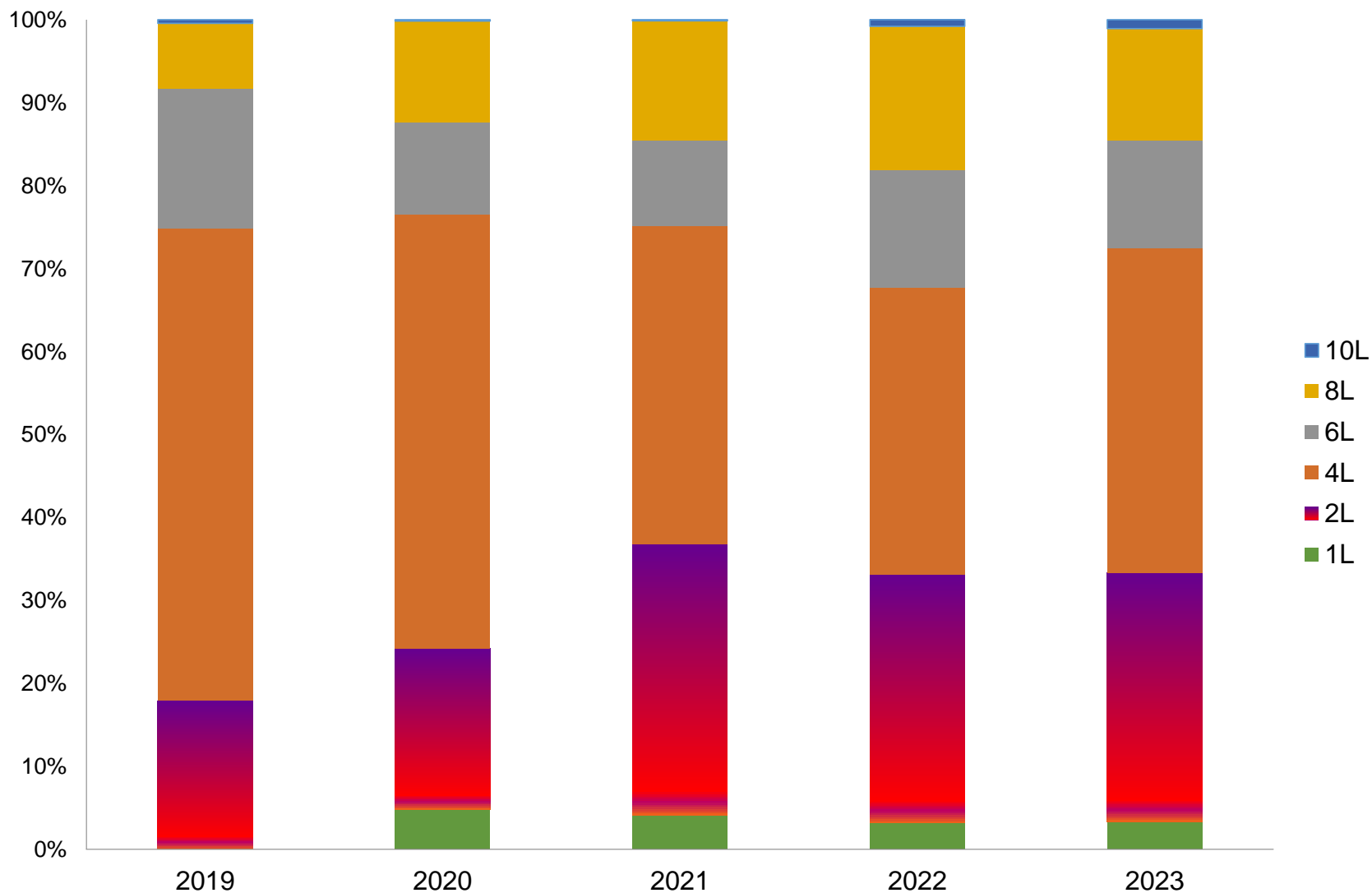


2023年 (泰銖)	Auto	Communication	PC	Home
YoY (20%)	3% ↑	(32%) ↓	(20%) ↓	(21%) ↓

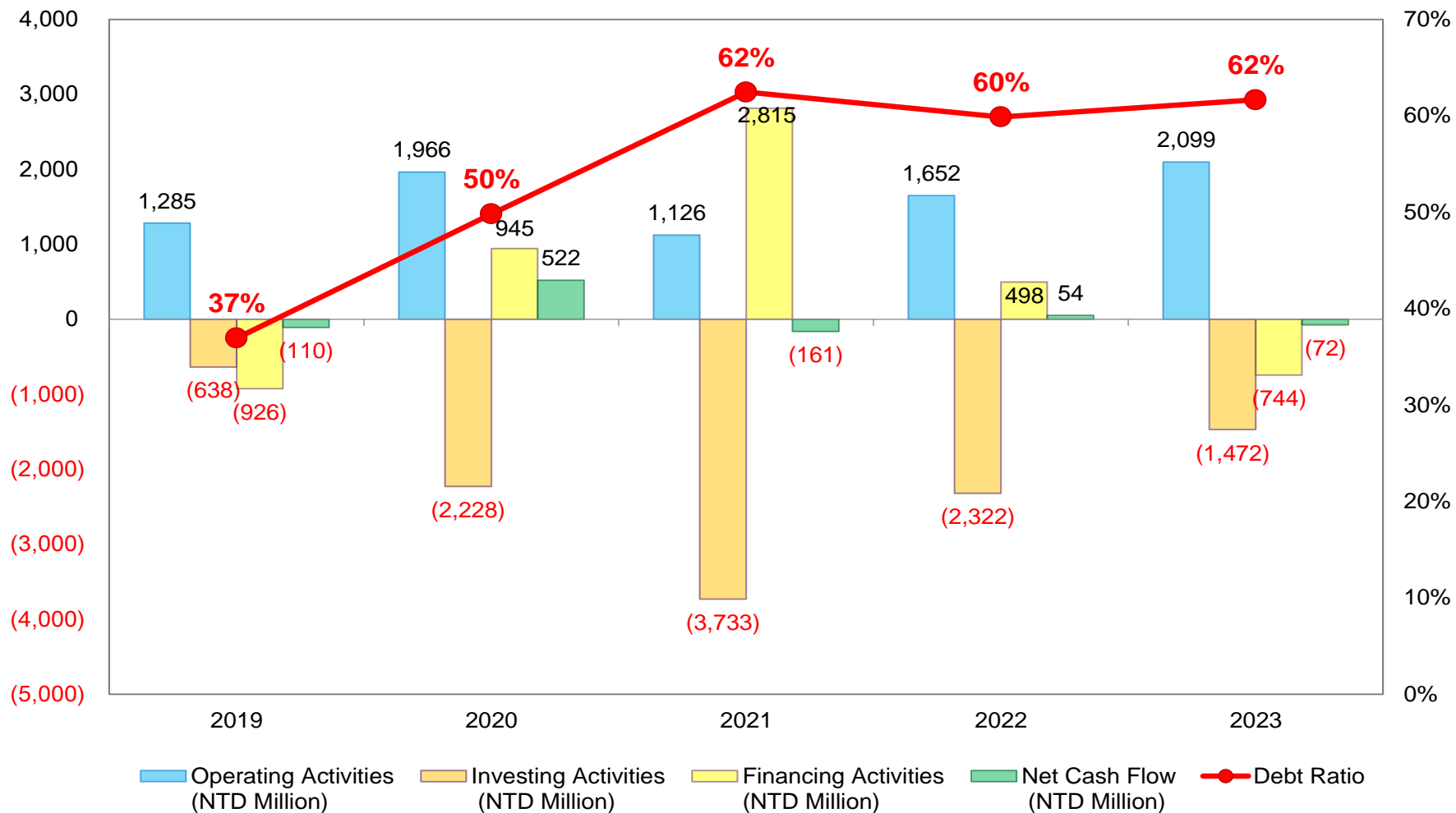
單一季度營收-依層板數



2023年營收-依層板數



2023年現金流量





APEX ESG 全面強化ESG 提升企業競爭力



綠色專案 (GREEN Project)

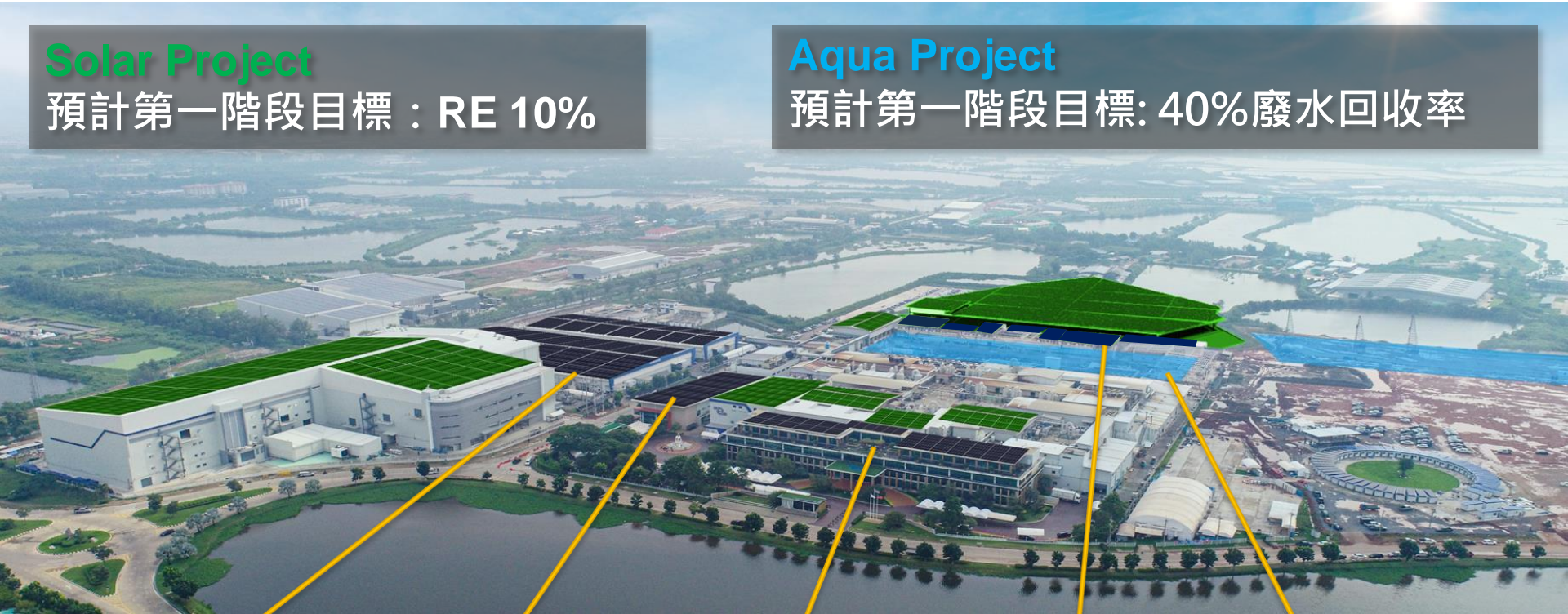


Solar Project

預計第一階段目標：RE 10%

Aqua Project

預計第一階段目標：40%廢水回收率



Warehouse




Canteen



Head Office



New Water Plant and FG



Water Treatment

ESG Report

- 2023 2022 ESG Report
- 2022 2021 ESG Report
- 2021 2020 ESG Report
- 2020 2019 CSR Report
- 2019 2018 CSR Report
- 2018 2017 CSR Report
- 2017 2016 CSR Report

ESG NEWS and Link

MASTER PLAN OF SOLAR CELL PROJECT 2022 - 2027

Solar plant	Y2022	Y2023	Y2024	Y2025	Y2026-27
On hand 8 MWp					
Canteen	291.60				
CPP + Drill shop	622.08				
Warehouse	1,536.35				
Head office	321.05				
New Warehouse & FG		908.60			
New Water plant (Phase 1)		651.75			
New Water plant (Phase 2)		305.80			
Aqua plant		485.10			
Apex 2 Factory (Project building floor 3)		3,174.60			
Next step 12 MWp					
New Chemical & Hazardous waste plants			370.60		
Apex 1 Factory (Project building floor 3)			3,461.10		
Future 20 MWp					
New AREA (16+12 total 28 rai land)				4,500	
Rooftop Apex 3				1,800	
Rooftop Apex 4 (New Factory)					3,000
Accumulate solar capacity (kWp)	2,771.04	8,296.89	12,178.59	18,428.59	21,428.59
Output Solar (kWh) per Year	4,045,718	12,112,488	17,707,741	26,905,741	31,283,741
MWp	2.77	8.30	12.13	18.43	21.42
Reduce CO2 : Ton (1MW = 750 Ton CO2/year)	2,022.45	6,055.52	8,852.10	13,450.15	15,839.74
Saving per year (THB) (8.04 THB/per ton)	20,390,420	61,051,835	89,247,016	135,604,936	157,680,136

A photograph of a large, ornate golden temple complex at night. The temple features multiple tiered spires and intricate carvings, all illuminated with a warm golden light. The sky is dark blue with some clouds. The text "Thank You" is overlaid in the center in a white, sans-serif font.

Thank You