

# APEX 泰鼎



© April 2026 Apex International Co., Ltd.

# Safe Harbor Notice



- Apex's statement of its current expectations are forward looking statements which are subject to significant risks and uncertainties. Actual results may differ materially from those contained in any forward looking statements.
- 本簡報資料中所提供之資訊並未明示或暗示的表達或保證其具有正確性、完整性、或可靠性，亦不代表本公司、產業狀況或後續重大發展的完整論述。

# Company Profile



Company Name	Apex International (4927)
Product	Rigid Printed Circuit Boards
Founded	September 2001
Land Area	282,005M <sup>2</sup> (About 166 Rai)
Paid-in Capital	NTD 2.649 Billion
Employee	7,555 (as of Dec. 2025)
	IPO listed in Taiwan OTC on 18 <sup>th</sup> October 2011
	Relisted in TWSE on 8 <sup>th</sup> September 2015
Physical Lab	R&D center and in-house testing lab 2019

# Certificates



IATF 16949 汽車業品質管理系統證書  
Certificate upgraded in Jul. 2023 & Jan. 2024  
Apex 1 & 2

ISO 14001環境管理系統證書  
Certificate upgraded in Oct. 2023 & Dec. 2025  
Apex 1 & 2

ISO 9001品質管理系統證書  
Certificate upgraded in Jul. 2023 & Jan. 2024  
Apex 1 & 2

ISO 45001職業衛生安全管理系統證書  
Certificate upgraded in Jan. 2026  
Apex 1 & 2

ISO 17025實驗室品質管理系統證書  
Certificate upgraded in Feb. 2024  
Apex 2

ISO 27001資訊安全管理系統證書  
Certificate upgraded in Aug. 2023  
Apex Group

ISO 14064-1:2018溫室氣體盤查認證  
Certificate upgraded in May. 2025  
Apex Group

Green Procurement Standards  
Sony/Canon Hi-Tech in 2022 & 2022  
Apex Group



# APEX Factory



- Apex 1  
2L~8L
- Apex 2  
4L~12L
- Apex 3  
8L~20L, HDI
- Apex S  
1L
- Apex 4  
Next Plan



# Valuable Customers



Arcelik

Airties



Skyworth

Sungrow

HKC



Freebox

Vantiva

Sagemcom

Valeo



Bosch

Continental



Sony

Panasonic

Sharp

Toshiba

Daikin

Mitsubishi Sanda



LG

Samsung

SL

Humax

Canon

Epson

Kyocera

Brother

Pioneer

## EMS Partner

Pegatron

Foxconn

Jabil

Goertek

Tymphony

Quanta

Chicony

Flextronics

Gemtek

Mitrastar

Merry

QSI

Inventec

New Kinpo Group



Amazon

Western Digital

Commscope

HP

Watchfire

Seagate

TIGO

Harman

Aptiv

Daktronics



# 2025 Fourth Quarter Financial Results

# Quarterly Results: (QoQ/YoY Comparison)



Unit: NTD Million, unless otherwise stated

	4Q25	3Q25	QoQ	4Q24	YoY
Revenue	2,672	2,913	(8.3%)	3,081	(13.3%)
Gross Profit	(357)	(66)	(439.5%)	(14)	(2482.4%)
<b>Gross Margin</b>	<b>(13.4%)</b>	<b>(2.3%)</b>	<b>(11.1ppts)</b>	<b>(0.4%)</b>	<b>(13.0ppts)</b>
Operating Expenses	384	371	3.5%	458	(16.1%)
Operating Profit	(741)	(438)	(69.4%)	(472)	(57.0%)
<b>Operating Margin</b>	<b>(27.7%)</b>	<b>(15.0%)</b>	<b>(12.7ppts)</b>	<b>(15.3%)</b>	<b>(12.4ppts)</b>
Non-operating Items	(207)	(73)	(184.9%)	(193)	(7.4%)
Net Profit*	(926)	(509)	(82.1%)	(655)	(41.4%)
<b>Net Margin</b>	<b>(34.7%)</b>	<b>(17.5%)</b>	<b>(17.2ppts)</b>	<b>(21.3%)</b>	<b>(13.4ppts)</b>
EPS(NTD)	(3.49)	(2.24)	(55.8%)	(3.15)	(10.8%)

\*Net Profit Attributable to Owners of Parent

# Yearly Results: (2025 vs. 2024)



Unit: NTD Million, unless otherwise stated

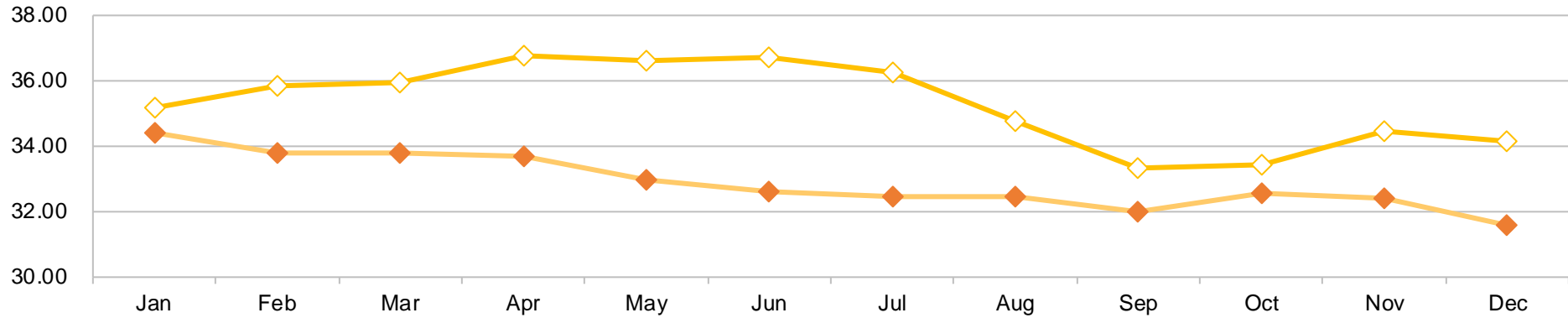
	2025	2024	YoY
Revenue	11,608	12,459	(6.8%)
Gross Profit	(149)	304	(149.0%)
<b>Gross Margin</b>	<b>(1.3%)</b>	<b>2.4%</b>	<b>(3.7ppts)</b>
Operating Expenses	1,493	1,774	(15.9%)
Operating Profit	(1,642)	(1,471)	(11.6%)
<b>Operating Margin</b>	<b>(14.1%)</b>	<b>(11.8%)</b>	<b>(2.3ppts)</b>
Non-operating Items	(399)	(334)	(19.4%)
Net Profit*	(2,015)	(1,791)	(12.5%)
<b>Net Margin</b>	<b>(17.4%)</b>	<b>(14.4%)</b>	<b>(3.0ppts)</b>
EPS(NTD)	(8.65)	(9.21)	6.1%

\*Net Profit Attributable to Owners of Parent

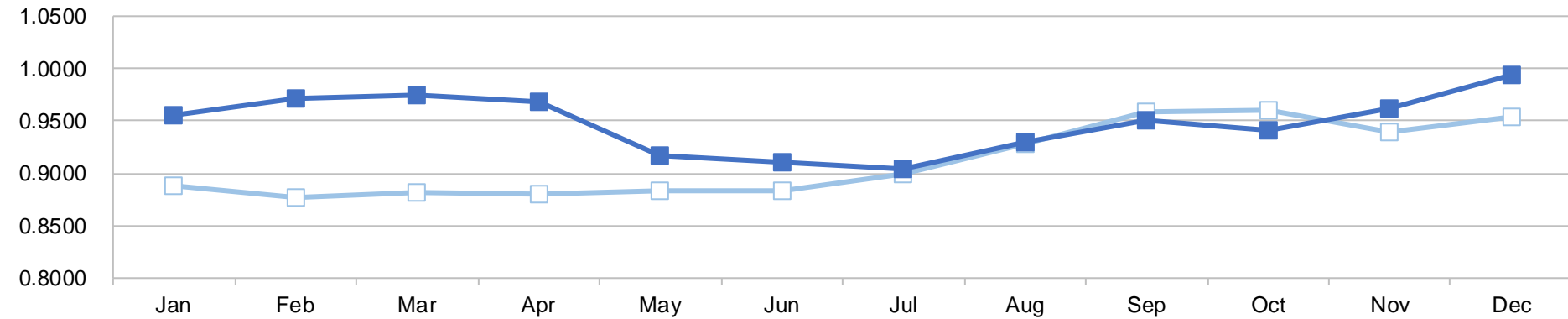
# Exchange Rate



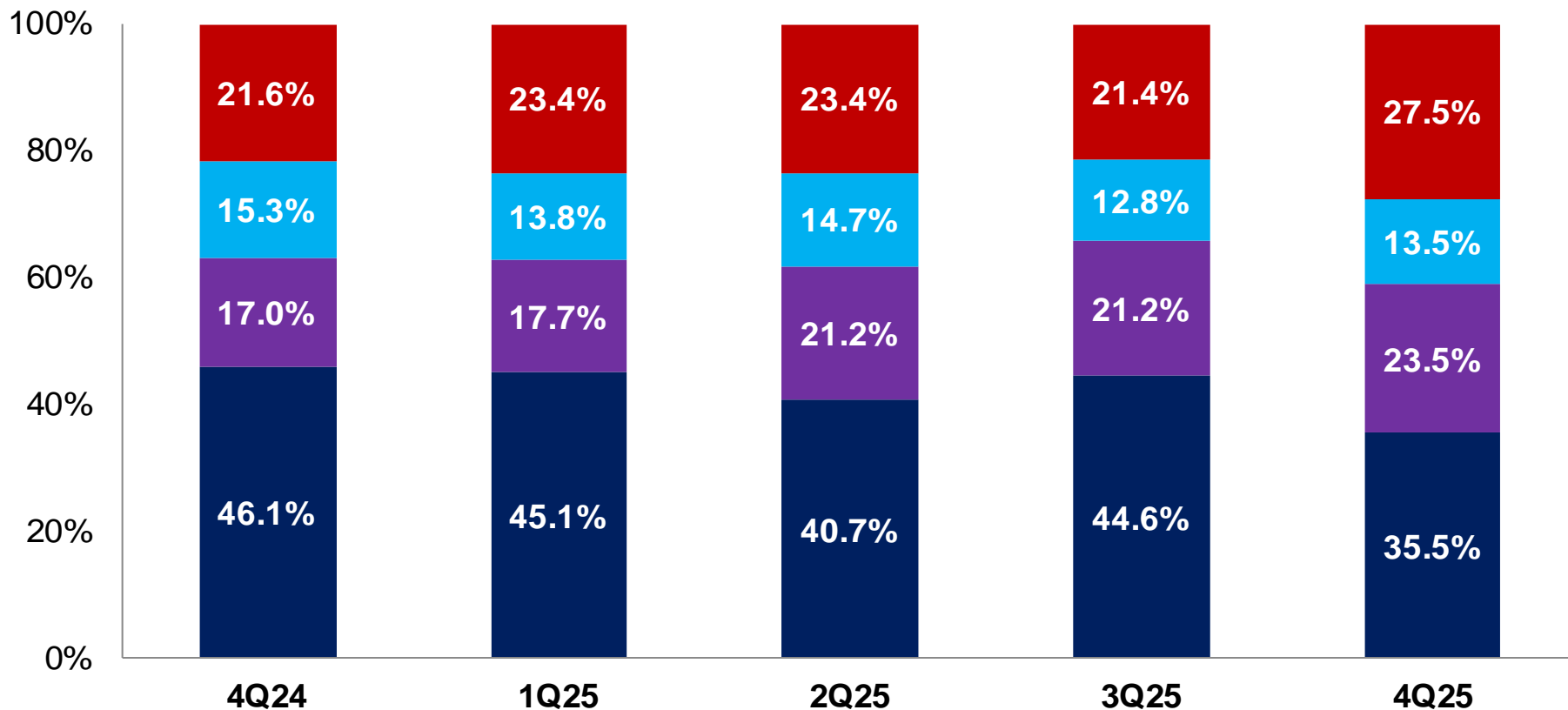
USD/THB 2024 2025



THB/NTD 2024 2025

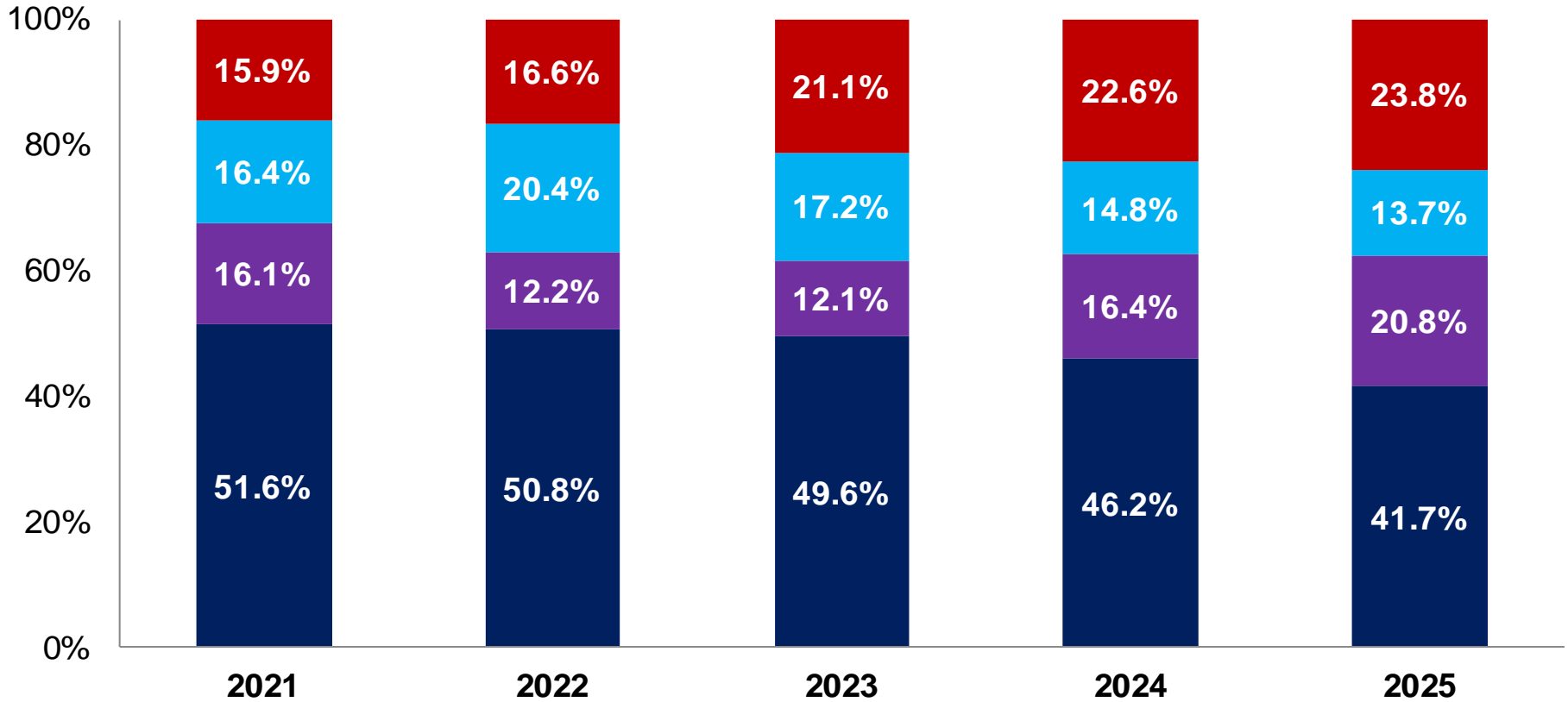


# Quarterly Revenue by Product Mix



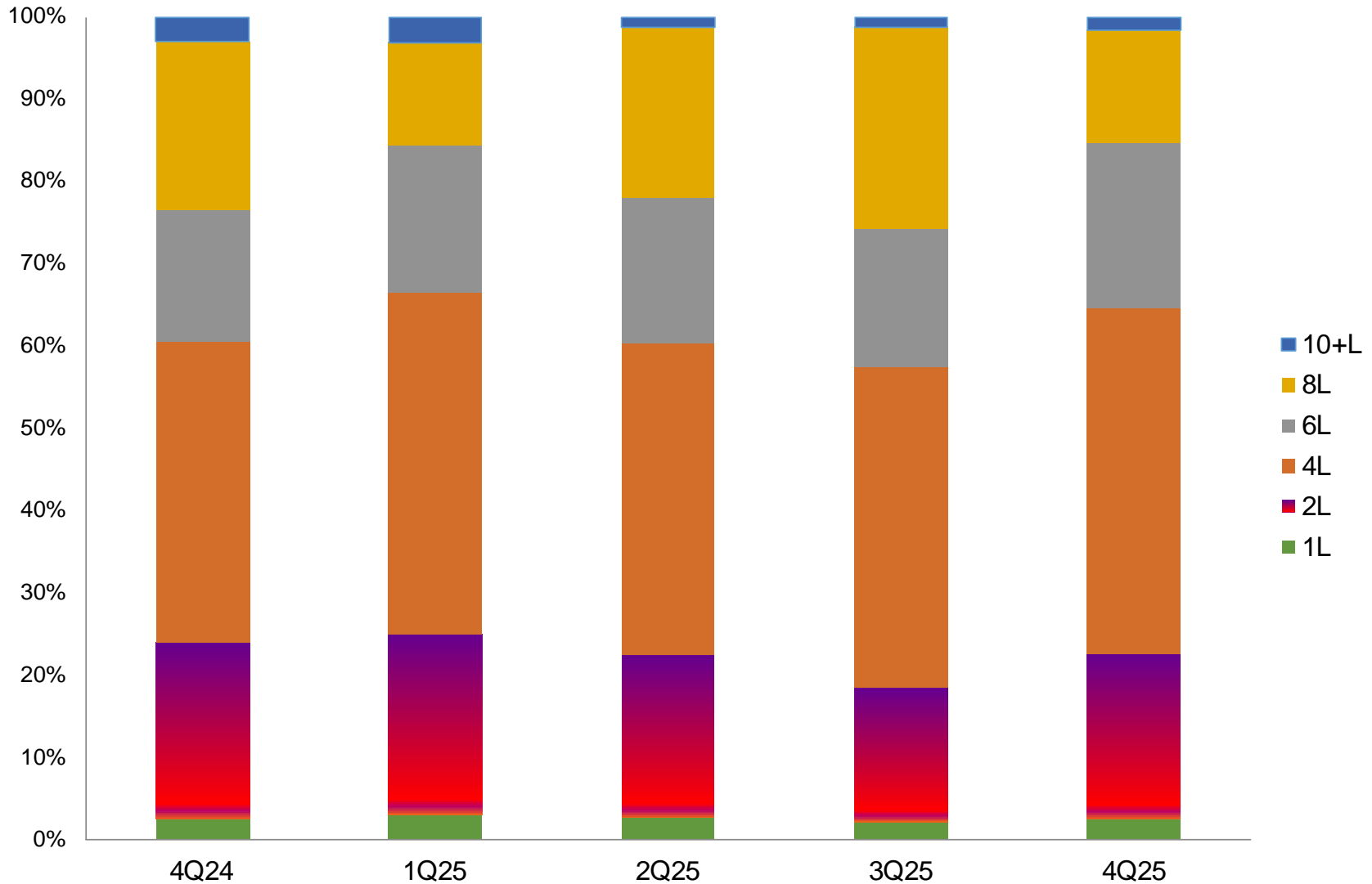
4Q25 (THB)	Auto	Communication	PC	Home
	QoQ (12%) ↓	13% ↑	(8%) ↓	(3%) ↓
YoY (15%) ↓	9% ↑	(25%) ↓	18% ↑	(34%) ↓

# 2025 Revenue by Product Mix

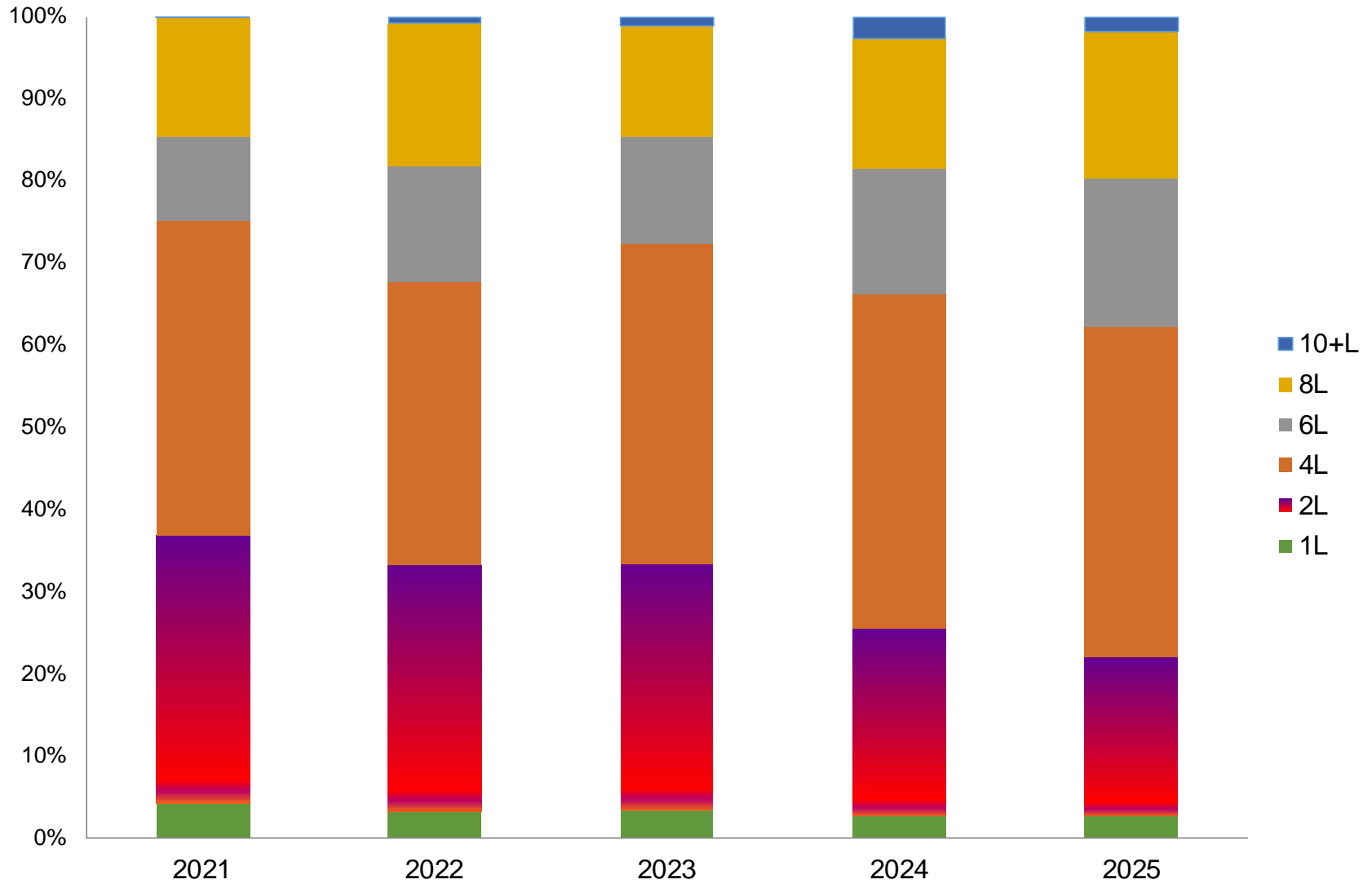


2025 (THB)	Auto	Communication	PC	Home
YoY (11%) ↓	(6%) ↓	(17%) ↓	13% ↑	(19%) ↓

# Quarterly Revenue by Layer Count



# 2025 Revenue by Layer Count





# APEX ESG

## From Compliance to Competitiveness



# GREEN Project



## Solar Project

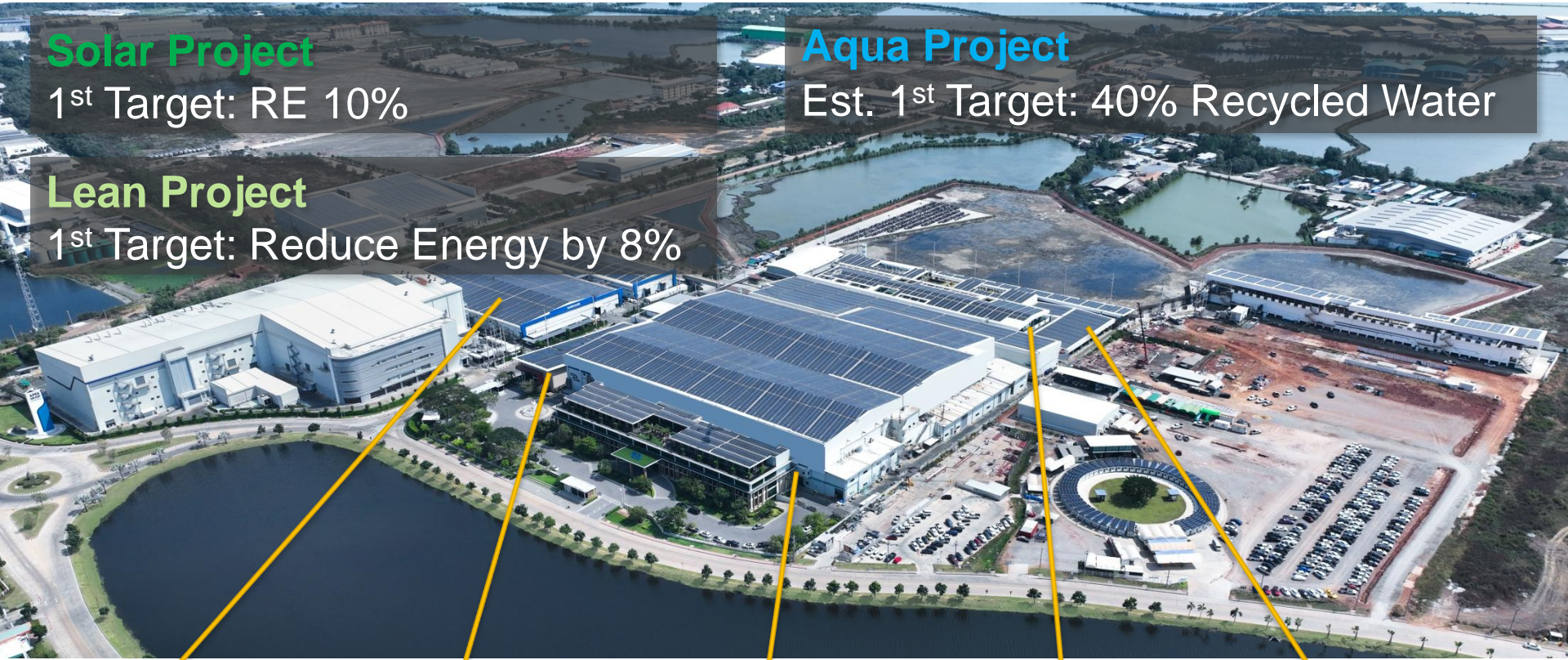
1<sup>st</sup> Target: RE 10%

## Lean Project

1<sup>st</sup> Target: Reduce Energy by 8%

## Aqua Project

Est. 1<sup>st</sup> Target: 40% Recycled Water



Warehouse




Canteen



Head Office and Rooftop



New Water Plant and FG



Water Treatment

# NEWS CENTER



2025.06.12 News Story

TWSE hosted the Corporate Governance Evaluation Awards Ceremony, and Apex ranked i...



2025.06.30 News Story

Apex has Voluntarily Published its 2024 Sustainability Report for the...



2025.11.26 News Story

Apex is Awarded Silver in the TCSA Corporate Sustainability Report Awards for the Secon...



2026.04.14

Starting the New Year with Blessings: 2026 Apex Songkran...

2016




2017



2018



2019



2020



2021



2022



2023



2024



# ESG REPORT



Thank You